


RF POWER AMPLIFIER



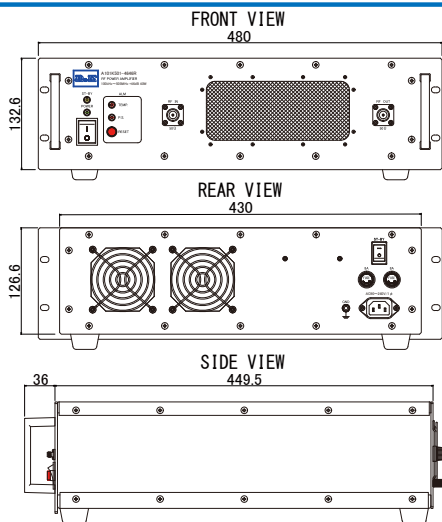
2020 Model

R&K-A101K501-4646R



OUTLINE DRAWING

※IN MILLIMETERS



- Class A Linear Solid-State Amplifier
- Broadband Frequency: 100kHz~505MHz
- Output Power (CW) : 40W (min.) @1dB Comp.

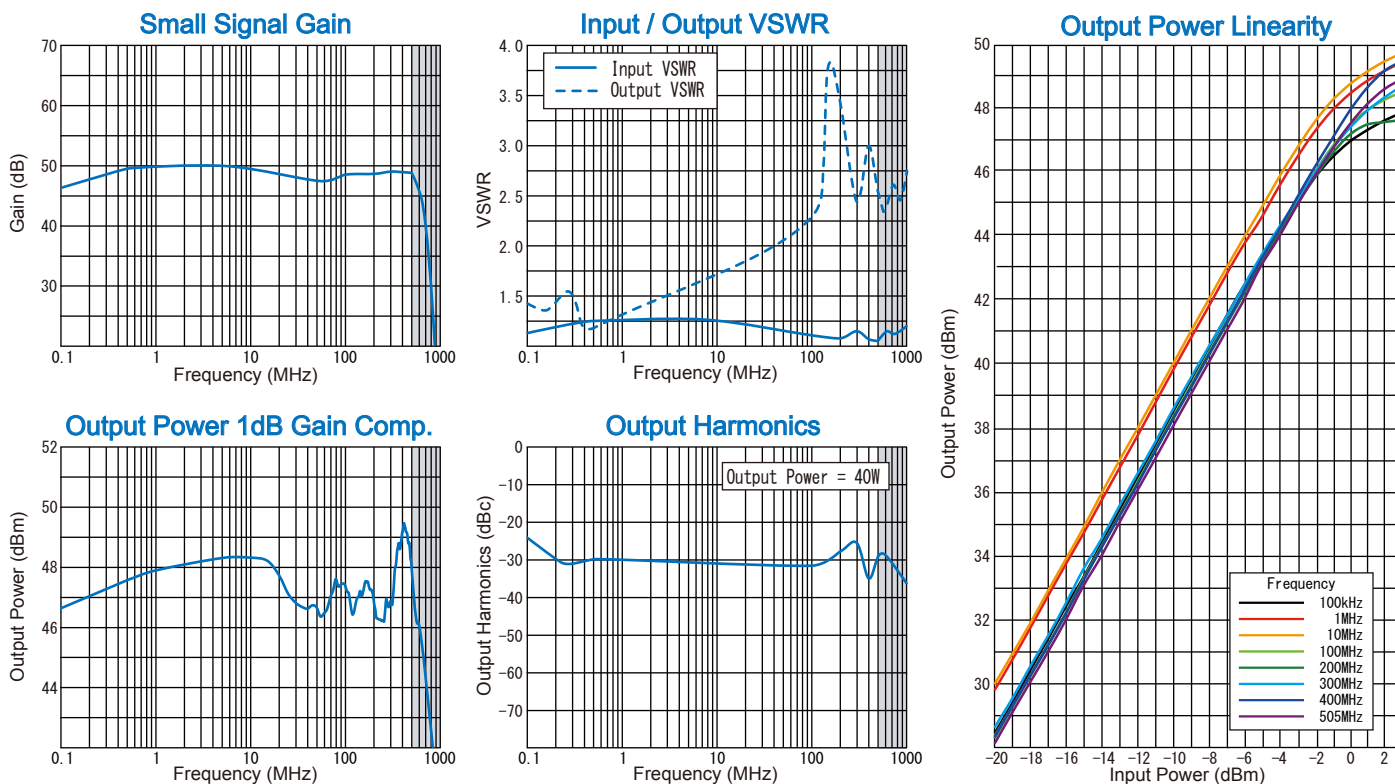
APPLICATION

- EMC(Electromagnetic Compatibility)
- Etc...

SPECIFICATIONS @ +25°C

Frequency Range	: 100kHz ~ 505MHz
Small Signal Gain	: +46.0dB (min.)
Gain Flatness	: ±2.0dB (max.)
Output Power (CW)	: 40W (min.) @1dB Comp.
Output I.C.P	: +54.0dBm (typ.)
Harmonics	: -20.0dBc (max.) @Po=40W
Spurious	: -70.0dBc (max.) @Po=40W
Operation Mode	: Class A
Impedance	: 50Ω
Input Return Loss	: 9.5dB (min.) / VSWR : 2.0 (max.)
Output Return Loss	: 6.0dB (typ.) / VSWR : 3.0 (typ.)
Maximum RF Input Power:	+3.0dBm
AC Supply Input	: AC90V~240V / 1φ, 50/60Hz 400VA(typ.), 500VA(max.)
Operating Temperature	: 0°C to +40°C
Storage Temperature	: -15°C to +65°C
Connectors	: RF - IN N - FEMALE RF - OUT N - FEMALE
Size	: (W)430mm×(D)449.5mm×(H)132.6mm (EIA:3U) *Excluding Projection
Weight	: 14.5kg (typ.)
Cooling	: Forced Air Cooling
Protection Circuits	: Over Temperature Protection Power Supply Voltage Protection

TYPICAL PERFORMANCE (Temp @+25°C)



R&K reserves the right to make changes in the specifications of or discontinue products at any time without notice. R&K products shall not be used for or in connection with equipment that requires an extremely high level of reliability and safety such as aerospace uses or medical life support equipment. Further, The export of R&K products from Japan may be subject to an export license by the government of Japan, based on Japan's "Foreign Exchange and Foreign Trade Law".

R&K Company Limited

721-1 Maeda, Fuji-City, Shizuoka-Pref. 416-8577 Japan
Tel : +81-545-31-2600 E-mail : info@rkco.jp
Fax : +81-545-31-1600 URL : http://rk-microwave.com