

# SMALL SIGNAL AMPLIFIER

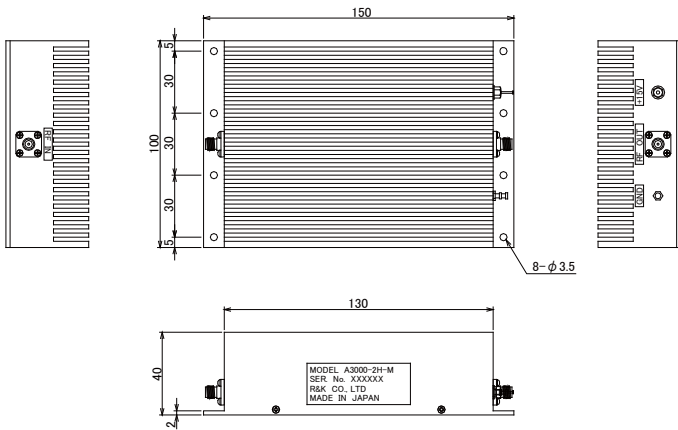


## R&K-A3000-2H-M



### OUTLINE DRAWING

※IN MILLIMETERS



Forced Air Cooling Required

- All-Solid-State Amplifier
- Frequency Range : 10MHz ~ 3000MHz
- Output Power : 2W (min.) @1dB Comp.

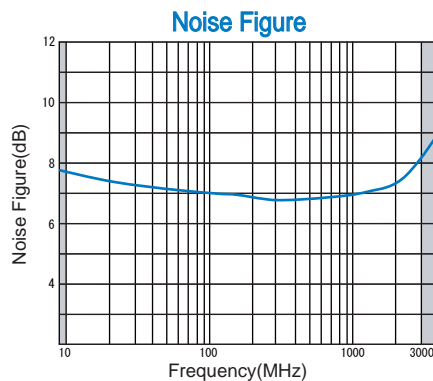
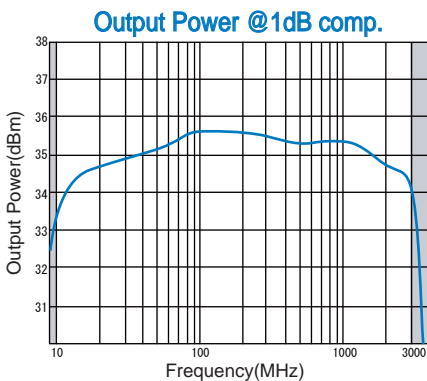
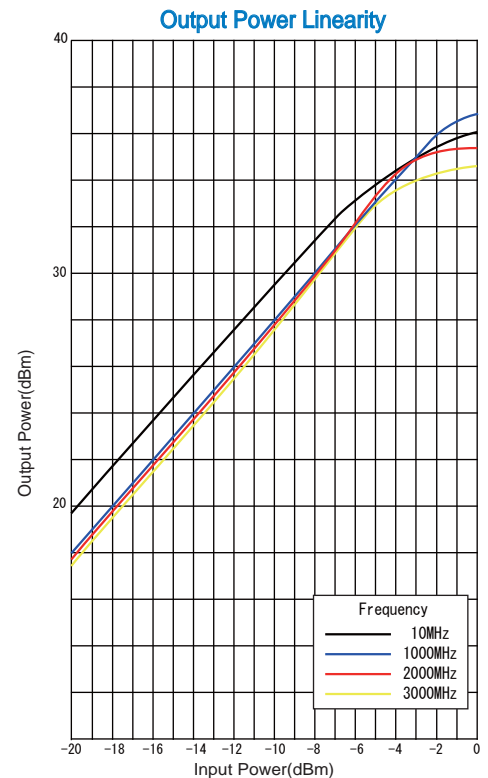
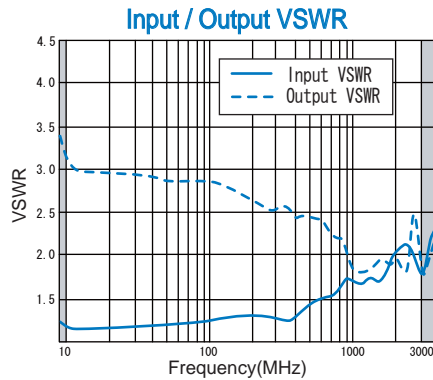
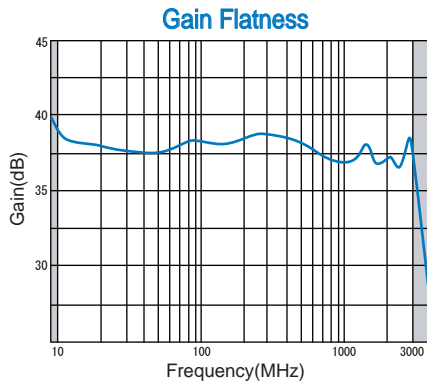
### SPECIFICATIONS @ +25°C

Frequency Range	: 10MHz ~ 3000MHz
Small Signal Gain	: +35.0dB (min.)
Gain Flatness	: ±2.0dB (max.)
Output Power	: 2W (min.) @1dB Comp.
Output I.C.P	: +46.0dBm (typ.)
Noise Figure	: 10dB (typ.)
Harmonics	: -30.0dBc (typ.) @Po=1W
Spurious	: -65.0dBc (max.) @Po=2W
Operation Mode	: Class A
Impedance	: 50Ω
Input VSWR	: 2.0 (typ.)
Output VSWR	: 3.0 (typ.)
DC Supply Input	: DC15V ± 10%
	: 2.5A (max.)
Maximum RF Input Power	: +3dBm
Operating Temperature	: -10°C to +45°C
Storage Temperature	: -15°C to +65°C
Connectors	
RF - IN	: SMA - FEMALE
RF - OUT	: SMA - FEMALE
Size	: (W)100mm x (D)150mm x (H)40mm
Weight	: 2.0kg (max.)
Protection Circuit	: Over Temperature Protection
Other	: With Heat Sink

### HOW TO ORDER

Model Name  
R&K-A3000-2H-M No Option

### TYPICAL PERFORMANCE (Temp @+25°C)



R&K reserves the right to make changes in the specifications of or discontinue products at any time without notice. R&K products shall not be used for or in connection with equipment that requires an extremely high level of reliability and safety such as aerospace uses or medical life support equipment. Further, R&K cannot export products to any country for use in military or defense applications.

## R&K Company Limited

721-1 Maeda, Fuji-City, Shizuoka-Pref. 416-8577 Japan  
Tel: +81-545-31-2600 E-mail: info@rkco.jp  
Fax: +81-545-31-1600 URL: http://rk-microwave.com