

SMALL SIGNAL AMPLIFIER

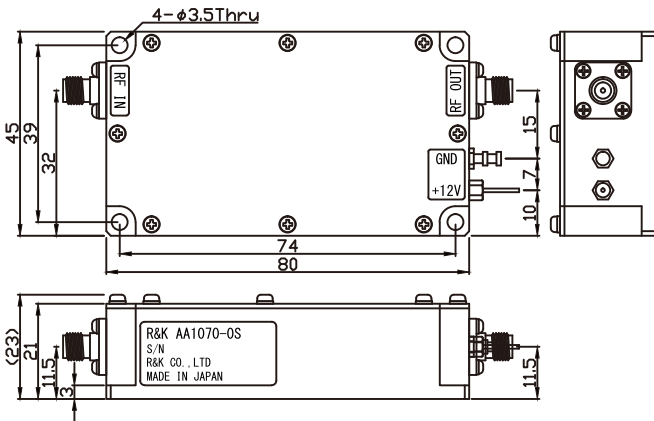


R&K-AA1070-0S



OUTLINE DRAWING

※IN MILLIMETERS



- Broadband Frequency : 1MHz ~ 3000MHz
- Output Power : +27dBm @2GHz
- Small Signal Gain : +28dB (typ.) @2GHz
- Gain Flatness : ±2.0dB (max.)
- Low Cost
- RoHS Compliance

SPECIFICATIONS

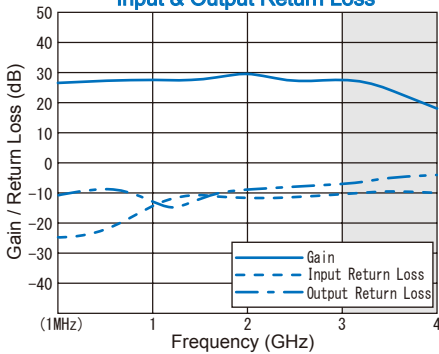
Frequency Range	: 1MHz ~ 3000MHz
Small Signal Gain	: +28dB (typ.) @2GHz : +25dB (min.)
Gain Flatness	: ±2.0dB (max.)
Output Power@1dB Comp.	: +27dBm (min.) @2GHz
Output I.C.P.	: +39dBm (typ.) @2GHz
Noise Figure	: 9.0dB (max.)
NOTE: N.F.value is only guaranteed in the range of 10MHz ~ 3000MHz.	
Impedance	: 50Ω
Input Return Loss	: 10dB (typ.)
Output Return Loss	: 10dB (typ.)
DC Supply Input	: +12V ±0.5V : 600mA (max.)
Maximum RF Input Power	: +10dBm
Operating Temperature	: -20°C to +60°C
Storage Temperature	: -20°C to +80°C
Connectors (Standard)	: SMA-FEMALE
(Option)	: BNC-FEMALE : N-FEMALE
Weight (SMA Connector)	: 140g (typ.)

HOW TO ORDER

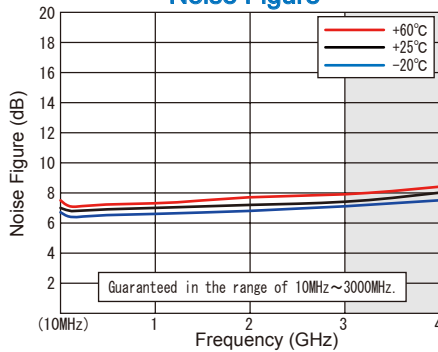
Model Name	S = SMA-FEMALE
R&K-AA1070-0S	B = BNC-FEMALE (BNC Operational to 1GHz)
	N = N-FEMALE
	0 = Module
	1 = With Heatsink

TYPICAL PERFORMANCE (Temp @+25°C)

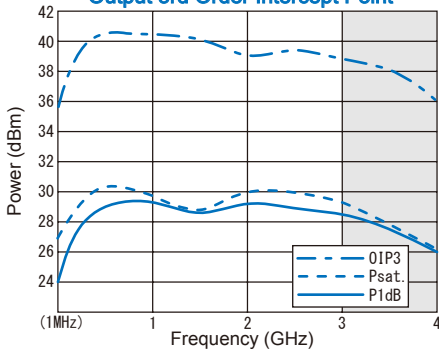
Small Signal Gain & Gain Flatness Input & Output Return Loss



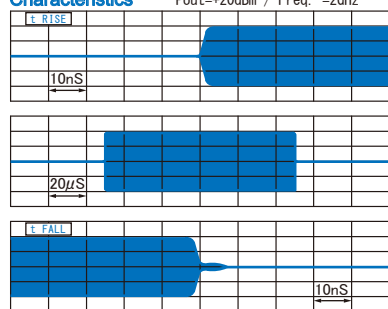
Noise Figure



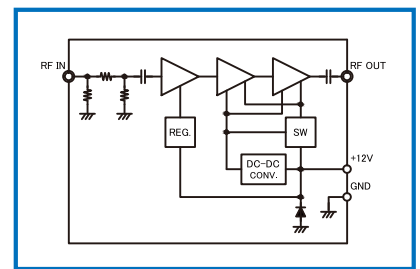
Output Power 1dB & Power Saturation Output 3rd Order Intercept Point



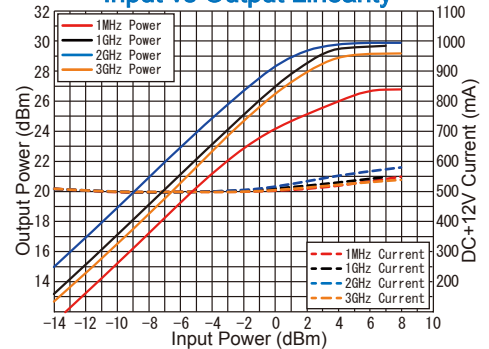
Pulse Characteristics



SCHEMATIC



Input vs Output Linearity



R&K reserves the right to make changes in the specifications of or discontinue products at any time without notice. R&K products shall not be used for or in connection with equipment that requires an extremely high level of reliability and safety such as aerospace uses or medical life support equipment. Further, The export of R&K products from Japan may be subject to an export license by the government of Japan, based on Japan's "Foreign Exchange and Foreign Trade Law".

R&K Company Limited

721-1 Maeda, Fuji-City, Shizuoka-Pref. 416-8577 Japan
Tel: +81-545-31-2600 E-mail: info@rkco.jp
Fax: +81-545-31-1600 URL: http://rk-microwave.com