


GaAs ANALOG ATTENUATOR



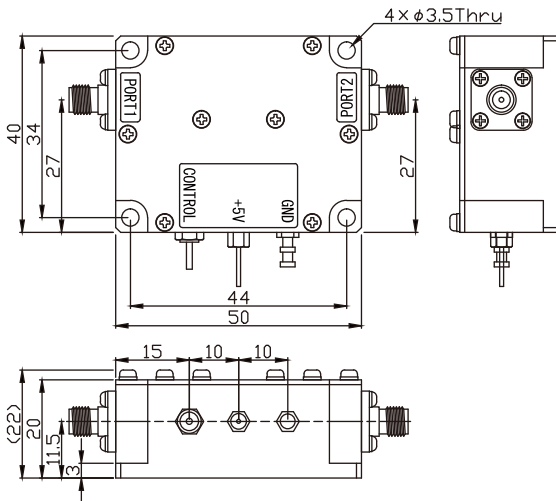
Ver.2.0 : 2020.05.07

R&K-AT010-0S

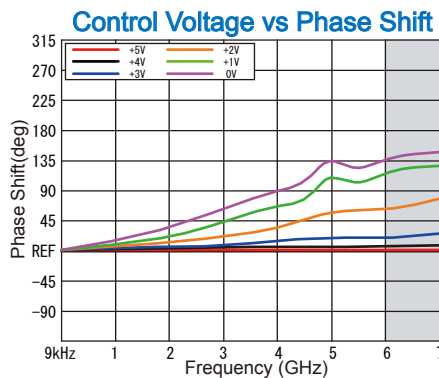
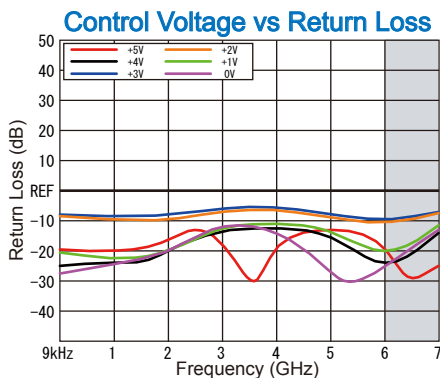
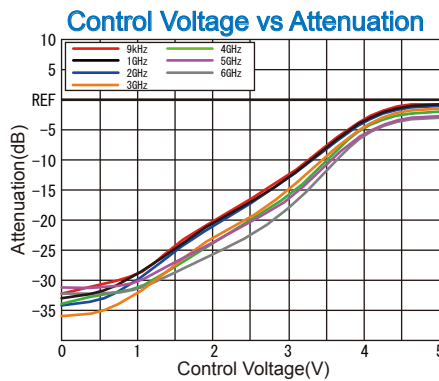
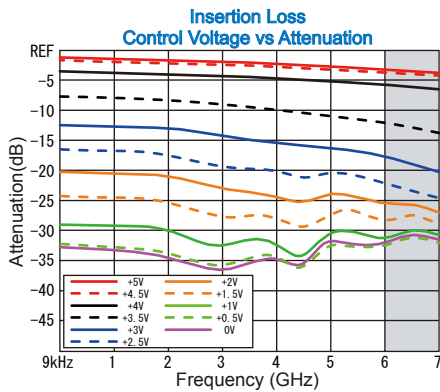


OUTLINE DRAWING

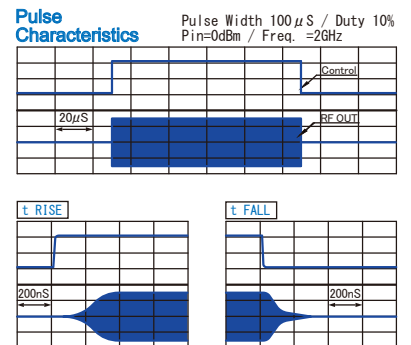
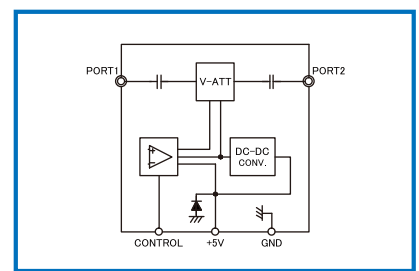
※IN MILLIMETERS



TYPICAL PERFORMANCE (Temp @+25°C)



SCHEMATIC



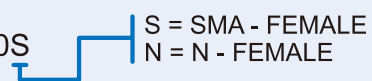
- Broadband Frequency: 9kHz~6GHz
- Voltage Variable Attenuator
- Attenuation : 30dB @3GHz
- Low Cost
- RoHS Compliance

SPECIFICATIONS

Frequency Range	: 9kHz ~ 6GHz
Insertion Loss (9kHz-3GHz)	: 3dB (max.)
(3GHz-6GHz)	: 4dB (max.)
Attenuation Range	: 0 to 30dB (typ.) / Variable
Impedance	: 50Ω
Input / Output Return Loss	: 10dB (typ.)
Input Power@1dB Comp	: +8dBm (min.) / ATT. min
Input I.C.P.	: +30dBm (typ.) / ATT. min.
Control Voltage	: 0V = ATT. max.
	: +5V = ATT. min.
Switching Speed	: 500nS (max.) / tRise / tFall
DC Supply Input	: +5V ±0.2V / 120mA (max.)
Maximum RF Input Power	: +15dBm
Operating Temperature	: -20°C to +60°C
Storage Temperature	: -20°C to +80°C
Connectors (Standard)	: SMA-Female
(Option)	: N-Female
Weight (AT010-0S)	: 75g (typ.)

HOW TO ORDER

Model Name R&K-AT010-0S



R&K reserves the right to make changes in the specifications of or discontinue products at any time without notice. R&K products shall not be used for or in connection with equipment that requires an extremely high level of reliability and safety such as aerospace uses or medical life support equipment. Further, The export of R&K products from Japan may be subject to an export license by the government of Japan, based on Japan's "Foreign Exchange and Foreign Trade Law".

R&K Company Limited

721-1 Maeda, Fuji-City, Shizuoka-Pref.416-8577 Japan
 Tel : +81-545-31-2600 E-mail : info@rkco.jp
 Fax : +81-545-31-1600 URL : http://rk-microwave.com

