
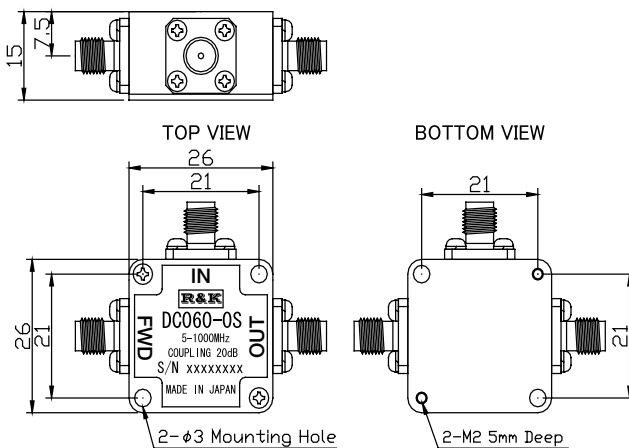


## R&K-DC060-0S



### OUTLINE DRAWING

※IN MILLIMETERS



- Frequency Range : 5 ~ 1000MHz
- High Directivity
- Low Insertion Loss
- Low Cost
- RoHS Compliance

### SPECIFICATIONS

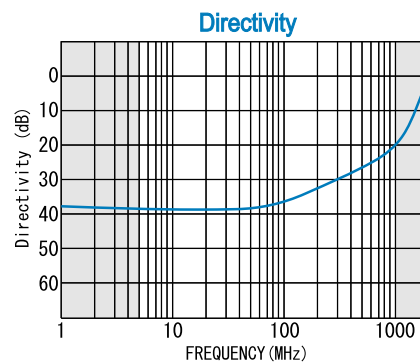
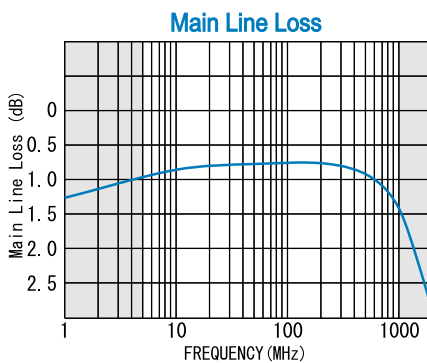
Frequency Range	: 5 - 1000MHz
Main Line Loss	: 2.0dB (max.)
Coupling	: 20dB ± 1dB
Coupling Flatness	: ±0.8dB
Directivity	: 17dB (min.)
VSWR (All Ports)	: 1.5 : 1 (max.)
Impedance	: 50 Ω
Maximum RF Input Power	: 1W
Operating Temperature	: -40°C to + 85°C
Storage Temperature	: -40°C to +100°C
Connectors (Standard)	: SMA-FEMALE
Connectors (Option)	: BNC-FEMALE
	: N-FEMALE
Weight (SMA Connector)	: 30g (typ.)

### HOW TO ORDER

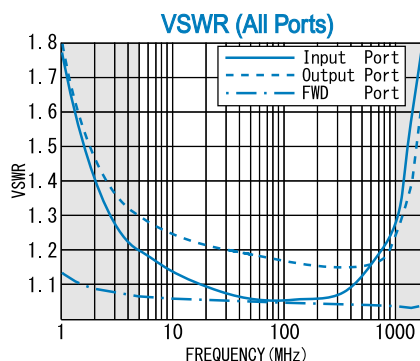
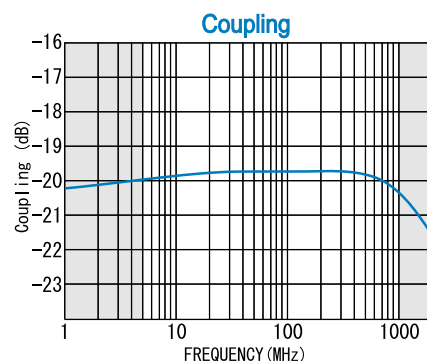
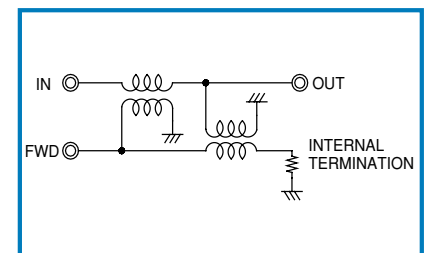
Model Name R&K-DC060-0S

S	= SMA - FEMALE
B	= BNC - FEMALE
N	= N - FEMALE

### TYPICAL PERFORMANCE (Temp @+25°C)



### SCHEMATIC



R&K reserves the right to make changes in the specifications of or discontinue products at any time without notice. R&K products shall not be used for or in connection with equipment that requires an extremely high level of reliability and safety such as aerospace uses or medical life support equipment. Further, R&K cannot export products to any country for use in military or defense applications.

## R&K Company Limited

721-1 Maeda, Fuji-City, Shizuoka-Pref. 416-8577 Japan  
 Tel : +81-545-31-2600 E-mail : info@rkco.jp  
 Fax : +81-545-31-1600 URL : http://rk-microwave.com