


DIRECTIONAL COUPLER

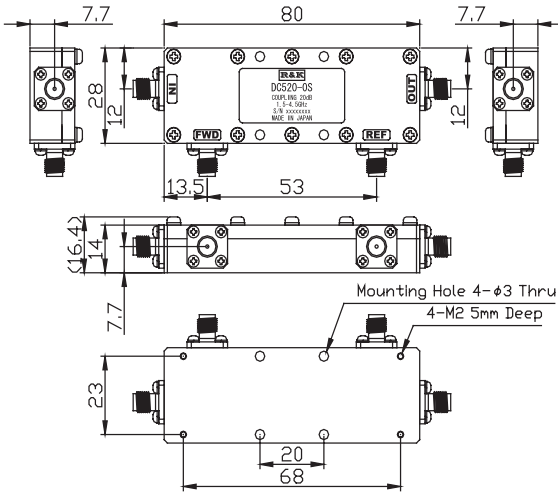


R&K-DC520-0S



OUTLINE DRAWING

※IN MILLIMETERS



- Broadband Frequency : 1500MHz~4500MHz
- High Power 120W
- Low Insertion Loss
- Coupling 20dB
- RoHS Compliance

SPECIFICATIONS @ +25°C

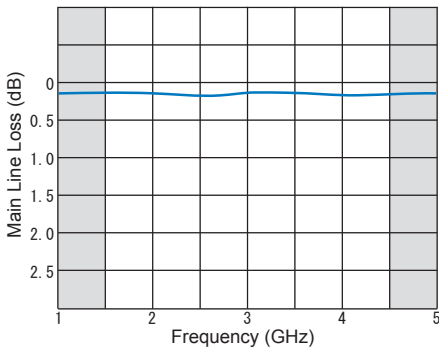
Frequency Range	: 1500MHz ~ 4500MHz
Main Line Loss	: 0.5dB (max.)
Coupling	: 20.0dB±1.5dB
Coupling Flatness	: ±1.0dB
Directivity	: 18.0dB (min.)
	: 23.0dB (typ.)
VSWR (All Ports)	: 1.5:1 (max.)
Impedance	: 50Ω
Maximum RF Input Power	: 120W
Operating Temperature	: -40°C to +85°C
Storage Temperature	: -40°C to +100°C
Connectors	: SMA-FEMALE
Weight	: 100g (typ.)

HOW TO ORDER

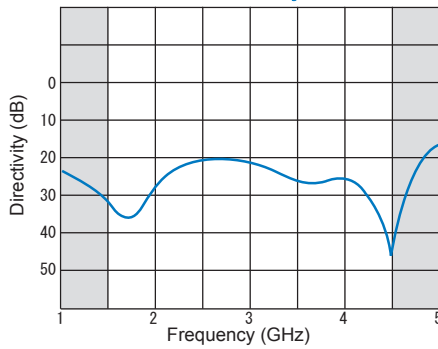
Model Name
R&K-DC520-0S No Option

TYPICAL PERFORMANCE

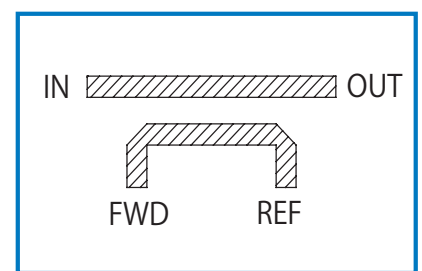
Main Line Loss



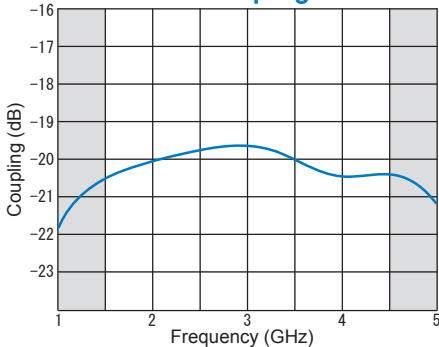
Directivity



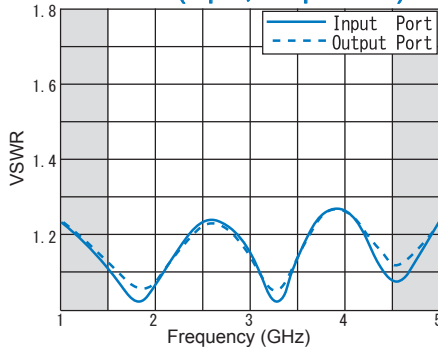
SCHEMATIC



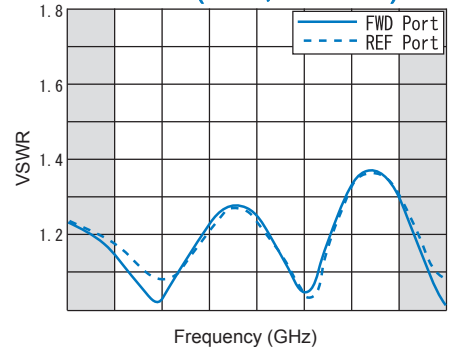
Coupling



VSWR(Input, Output Port)



VSWR(FWD, REF Port)



R&K reserves the right to make changes in the specifications of or discontinue products at any time without notice. R&K products shall not be used for or in connection with equipment that requires an extremely high level of reliability and safety such as aerospace uses or medical life support equipment. Further, R&K cannot export products to any country for use in military or defense applications.

R&K Company Limited

721-1 Maeda, Fuji-City, Shizuoka-Pref. 416-8577 Japan
Tel: +81-545-31-2600 E-mail: info@rkco.jp
Fax: +81-545-31-1600 URL: http://rk-microwave.com