


IMAGE REJECT MIXER

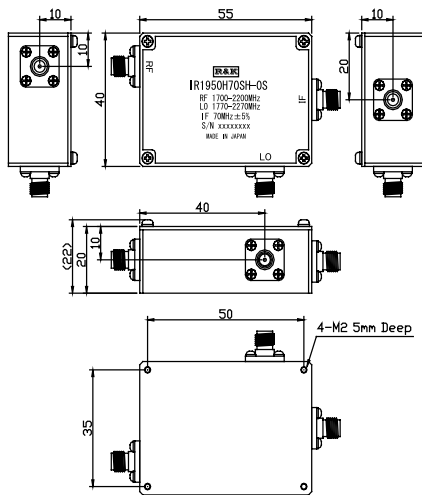


R&K-IR1950H70SH-0S



OUTLINE DRAWING

※ IN MILLIMETERS



- Image Rejection Ratio : 30dBc (typ.)
- High Input IP3
- Low Conversion Loss
- Low Cost
- RoHS Compliance

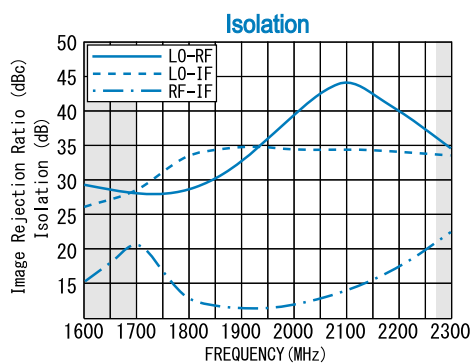
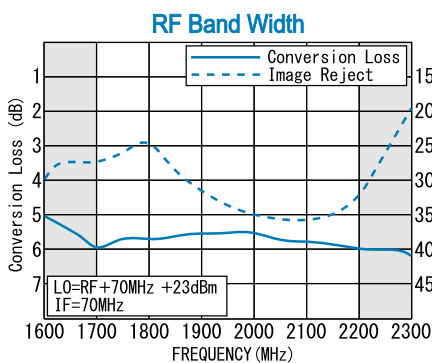
SPECIFICATIONS

RF Frequency Range	: 1700 - 2200MHz
LO Frequency Range	: 1770 - 2270MHz
IF Frequency Range	: 70MHz ±5%
Local Drive Level	: +23dBm to +26dBm
Conversion Loss	: 8.5dB (max.)
Image Rejection Ratio	: 30dBc (typ.)
LO-RF Isolation	: 20dB (min.)
LO-IF Isolation	: 20dB (min.)
RF-IF Isolation	: 8dB (min.)
Input Power 1dB Comp. Point	: +13dBm (typ.)
Input IP3	: +27dBm (typ.)@1950MHz
Impedance	: 50 Ω
Maximum RF Input Power	: 1W
Operating Temperature	: -40°C to + 85°C
Storage Temperature	: -40°C to +100°C
Connectors	: SMA-FEMALE
Weight	: 85g (typ.)

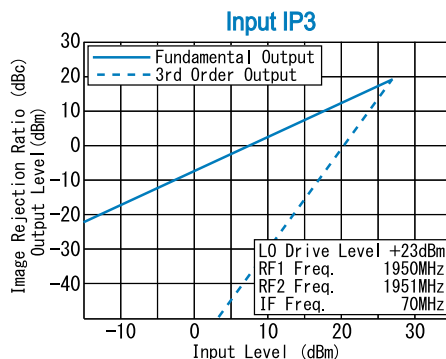
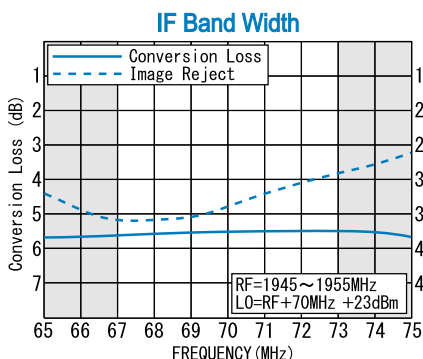
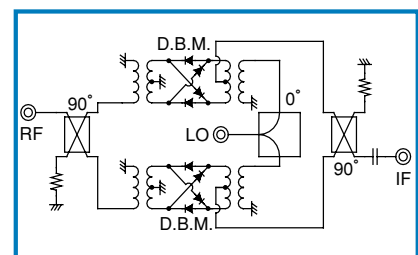
HOW TO ORDER

Model Name
R&K-IR1950H70SH-0S No Option

TYPICAL PERFORMANCE (Temp @+25°C)



SCHEMATIC



R&K reserves the right to make changes in the specifications of or discontinue products at any time without notice. R&K products shall not be used for or in connection with equipment that requires an extremely high level of reliability and safety such as aerospace uses or medical life support equipment. Further, R&K cannot export products to any country for use in military or defense applications.

R&K Company Limited

721-1 Maeda, Fuji-City, Shizuoka-Pref. 416-8577 Japan
 Tel : +81-545-31-2600 E-mail : info@rk.co.jp
 Fax : +81-545-31-1600 URL : http://rk-microwave.com