

LOW NOISE AMPLIFIER

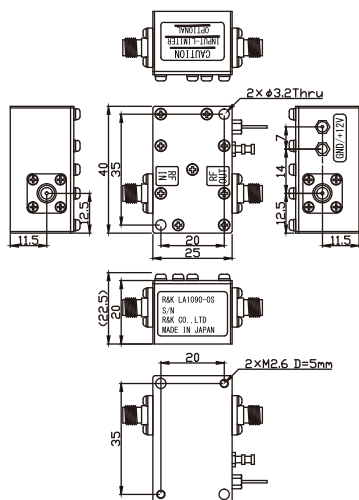


R&K-LA1090-0S



OUTLINE DRAWING

※IN MILLIMETERS



- Broadband Frequency : 5GHz ~ 10.5GHz
- Noise Figure : 2dB (typ.) / 3dB (max.)
- Output Power : +14dBm @6GHz
- Small Signal Gain : +19dB (typ.) @6GHz
- Low Cost
- RoHS Compliance

SPECIFICATIONS

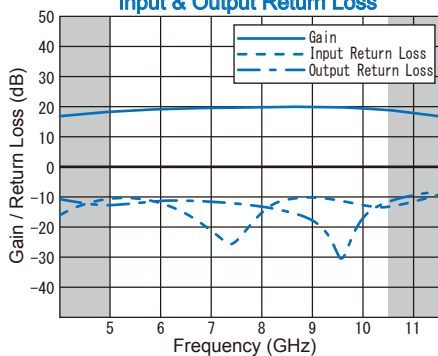
Frequency Range	: 5GHz ~ 10.5GHz
Noise Figure @ +25°C	: 2.0dB (typ.)
-20°C to +60°C	: 3.0dB (max.)
Small Signal Gain	: +19dB (typ.) @6GHz
	: +17dB (min.)
Gain Flatness	: ±1.5dB (max.)
Output Power@1dB Comp.	: +14dBm (min.) @6GHz
Output I.C.P.	: +27dBm (typ.) @6GHz
Impedance	: 50 Ω
Input Return Loss	: 10dB (typ.)
Output Return Loss	: 10dB (typ.)
DC Supply Input	: +12V ±0.5V
	: 100mA (max.)
Maximum RF Input Power	: +3dBm
Operating Temperature	: -20°C to +60°C
Storage Temperature	: -20°C to +80°C
Connectors	: SMA-FEMALE
Weight	: 55g (typ.)

HOW TO ORDER

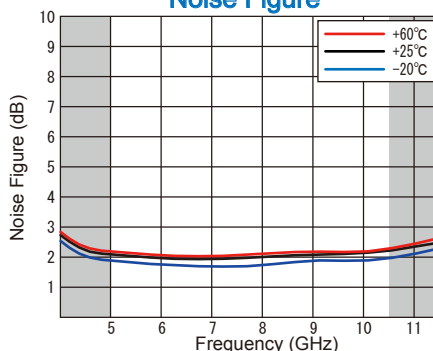
Model Name R&K-LA1090-0S No Option

TYPICAL PERFORMANCE (Temp @+25°C)

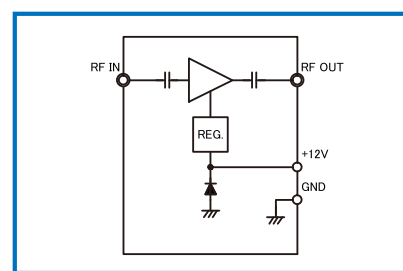
Small Signal Gain & Gain Flatness Input & Output Return Loss



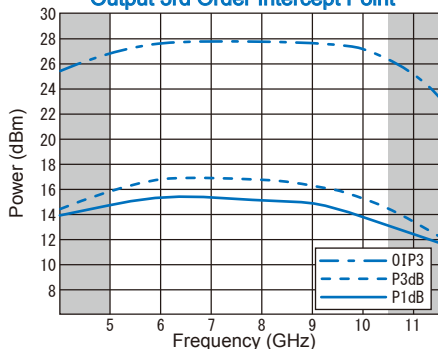
Noise Figure




SCHEMATIC



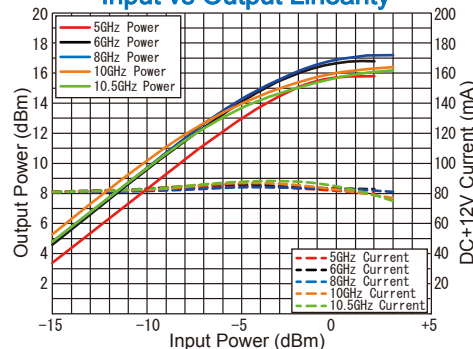
Output Power 1dB Comp. & 3dB Comp. Output 3rd Order Intercept Point



Pulse Characteristics



Input vs Output Linearity



R&K reserves the right to make changes in the specifications of or discontinue products at any time without notice. R&K products shall not be used for or in connection with equipment that requires an extremely high level of reliability and safety such as aerospace uses or medical life support equipment. Further, the export of R&K products from Japan may be subject to an export license by the government of Japan, based on Japan's "Foreign Exchange and Foreign Trade Law".

R&K Company Limited

721-1 Maeda, Fuji-City, Shizuoka-Pref. 416-8577 Japan
 Tel: +81-545-31-2600 E-mail: info@rkco.jp
 Fax: +81-545-31-1600 URL: http://rk-microwave.com