


DOUBLE BALANCED MIXER

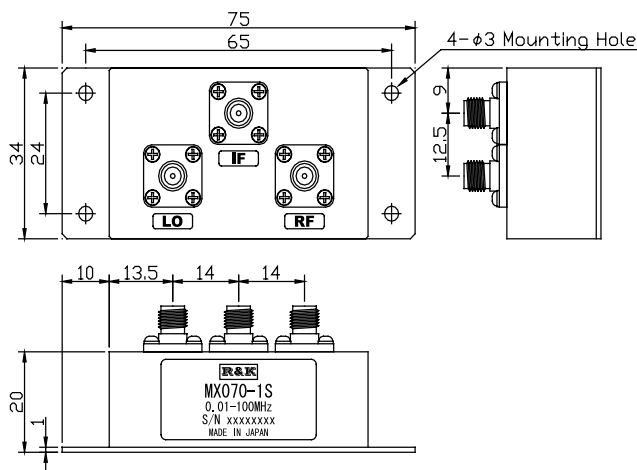


R&K-MX070-1S



OUTLINE DRAWING

※IN MILLIMETERS



- LO&RF Frequency : 0.01 ~ 100MHz
- IF Frequency : DC ~ 100MHz
- LO Drive Level : +15dBm
- Low Cost
- RoHS Compliance

SPECIFICATIONS

Frequency Range [LO&RF] : 0.01 - 100MHz
 [IF] : DC - 100MHz
 Conversion Loss Max. (LO Drive Level +15dBm)

	0.01 - 0.1MHz	0.1 - 50MHz	50 - 100MHz
Typ.	5.0dB	4.5dB	5.5dB
Max.	11.0dB	6.0dB	7.5dB

Isolation (min.)

	0.01 - 0.1MHz	0.1 - 50MHz	50 - 100MHz
LO - RF	45dB	30dB	20dB
LO - IF	40dB	20dB	15dB
RF - IF	30dB	10dB	8dB

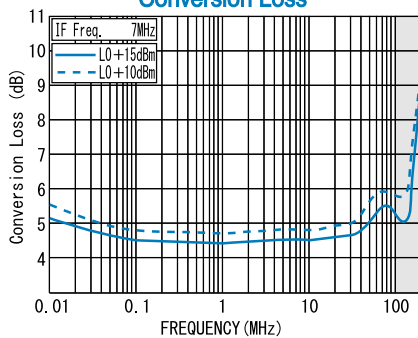
- Input IP3 @Center Band : +20dBm (typ.)
- Input 1dB Comp. Point : + 8dBm (typ.)
- Impedance (All Ports) : 50Ω
- Maximum RF Input Power : 200mW
- Maximum Peak IF Current : 50mA
- Operating Temperature : -40°C to + 85°C
- Storage Temperature : -40°C to +100°C
- Connectors (Standard) : SMA-Female
- Connectors (Option) : BNC-Female
- Weight (SMA Connector) : 65g (typ.)

HOW TO ORDER

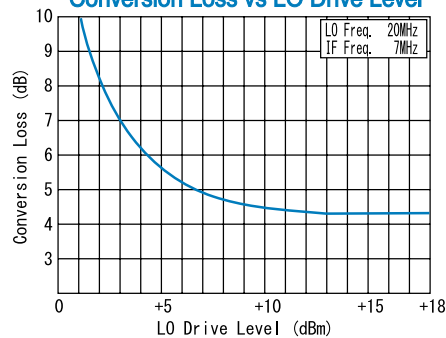
Model Name R&K-MX070-1S
 S = SMA - FEMALE
 B = BNC - FEMALE

TYPICAL PERFORMANCE (Temp @+25°C)

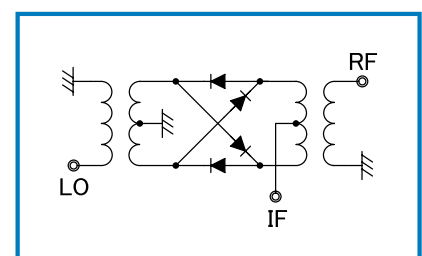
Conversion Loss



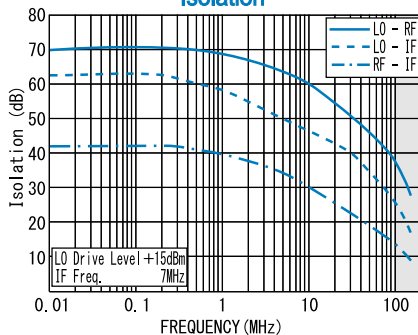
Conversion Loss vs LO Drive Level



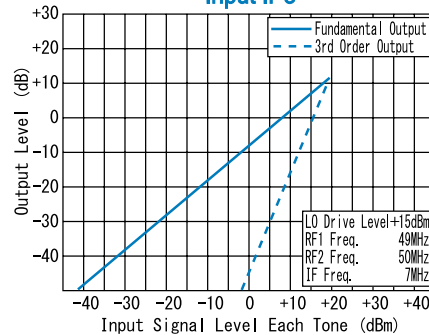
SCHEMATIC



Isolation



Input IP3



R&K reserves the right to make changes in the specifications of or discontinue products at any time without notice. R&K products shall not be used for or in connection with equipment that requires an extremely high level of reliability and safety such as aerospace uses or medical life support equipment. Further, R&K cannot export products to any country for use in military or defense applications.

R&K Company Limited

721-1 Maeda, Fuji-City, Shizuoka-Pref. 416-8577 Japan
 Tel : +81-545-31-2600 E-mail : info@rkco.jp
 Fax : +81-545-31-1600 URL : http://rk-microwave.com