


DOUBLE BALANCED MIXER

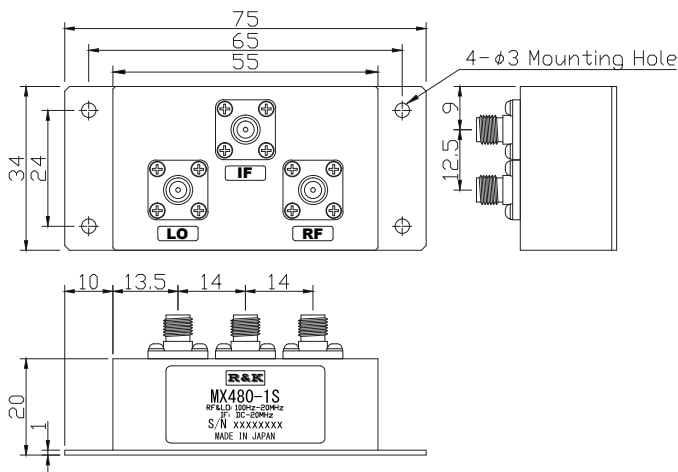


R&K-MX480-1S



OUTLINE DRAWING

※IN MILLIMETERS



- LO&RF Frequency : 100Hz ~ 20MHz
- IF Frequency : DC ~ 20MHz
- Lo Drive Level : +20dBm
- Low Cost
- RoHS Compliance

SPECIFICATIONS @ +25°C

Frequency Range [LO&RF] : 100Hz - 20MHz
 [IF] : DC - 20MHz

Conversion Loss (max.) (LO Drive Level +20dBm)

	100Hz - 10kHz	10kHz - 1MHz	1MHz - 20MHz
Typ.	6.0dB	6.0dB	6.0dB
Max.	8.0dB	8.0dB	8.0dB

Isolation(min.)

	100Hz - 10kHz	10kHz - 1MHz	1MHz - 20MHz
LO - RF	50dB	40dB	25dB
LO - IF	40dB	25dB	20dB
RF - IF	30dB	25dB	10dB

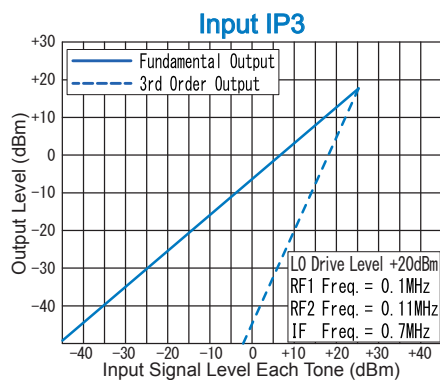
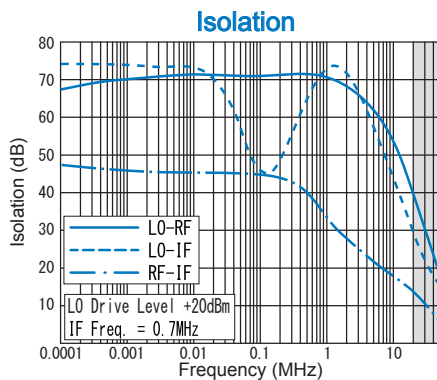
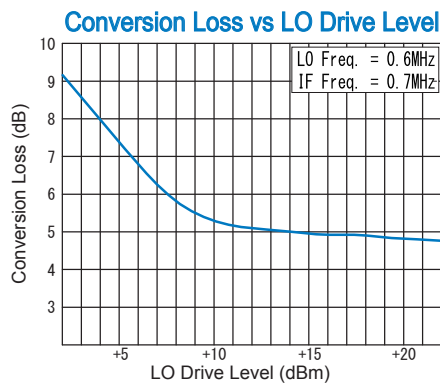
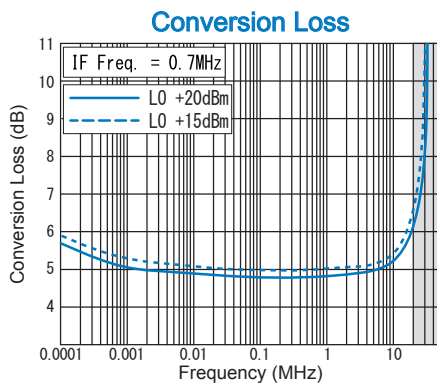
- Input IP3 @Center Band : +25dBm (typ.)
- Input 1dB Comp. Point : +14dBm (typ.)
- Impedance (All Ports) : 50Ω
- Maximum RF Input Power : 500mW
- Maximum Peak IF Current : 50mA
- Operating Temperature : -40°C to +85°C
- Storage Temperature : -40°C to +100°C
- Connectors (Standard) : SMA-Female
- Connectors (Option) : BNC-Female
- Weight (SMA Connector) : 65g (typ.)

HOW TO ORDER

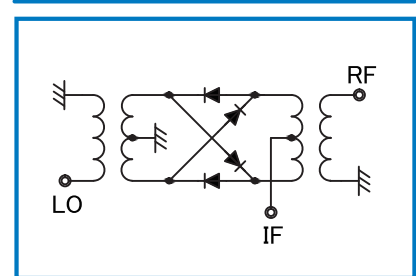
Model Name
 R&K-MX480-1S

S = SMA - FEMALE
 B = BNC - FEMALE

TYPICAL PERFORMANCE (Temp @+25°C)



SCHEMATIC



R&K reserves the right to make changes in the specifications of or discontinue products at any time without notice. R&K products shall not be used for or in connection with equipment that requires an extremely high level of reliability and safety such as aerospace uses or medical life support equipment. Further, R&K cannot export products to any country for use in military or defense applications.

R&K Company Limited

721-1 Maeda, Fuji-City, Shizuoka-Pref. 416-8577 Japan
 Tel : +81-545-31-2600 E-mail : info@rkco.jp
 Fax : +81-545-31-1600 URL : http://rk-microwave.com