


HIGH POWER DIVIDER/COMBINER

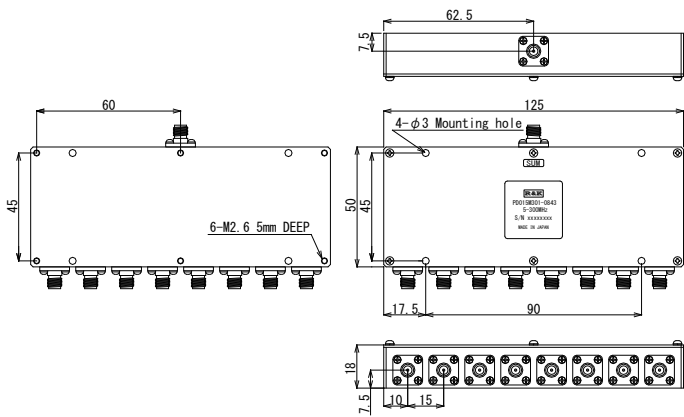


R&K-PD015M301-0843S/S



OUTLINE DRAWING

※IN MILLIMETERS



- Frequency Range : 15MHz ~ 300MHz
- 8way-0°
- High Power $\geq 20W$
- Power Divider and Combiner

SPECIFICATIONS @ +25°C

Frequency Range	: 15MHz ~ 300MHz
Insertion Loss (Except Theoretical Loss 9.0dB)	: 1.4dB (max.)
Amplitude Balance	: 0.8dB (max.)
Isolation	: 18.0dB (min.)
Phase Balance	: 7° (max.)
Phase Difference	: 0°
Between Output Ports	
Return Loss (All Ports)	: -14.5dB (max.)
Impedance	: 50 Ω
Maximum RF Input Power (Total Combined Power at SUM Port)	: 20W @ +25°C (1.2:1 Load VSWR)
Operating Temperature	: -20°C to +45°C
Storage Temperature	: -20°C to +75°C
Connectors (Standard)	: SMA-FEMALE
Connectors (Option)	: BNC-FEMALE
Weight (SMA Connector)	: 240g (typ.)

Caution : Absolute Maximum (surface of Base Plate) temperature of this products must be < +85°C
Proper Cooling must be required.

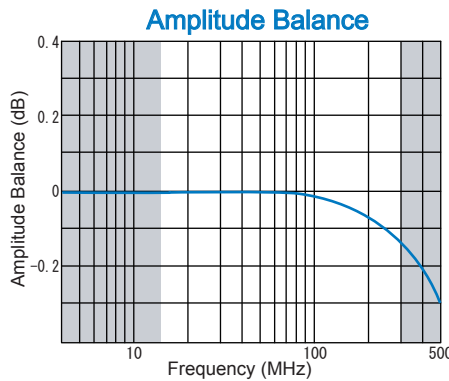
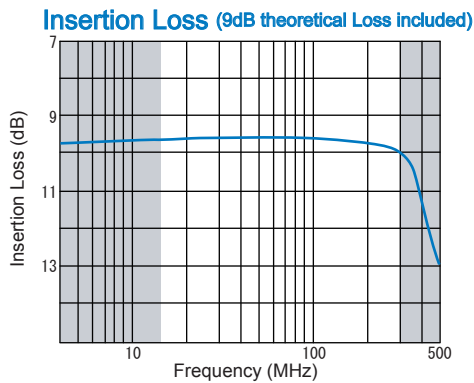
HOW TO ORDER

Model Name
R&K-PD015M301-0843S/S

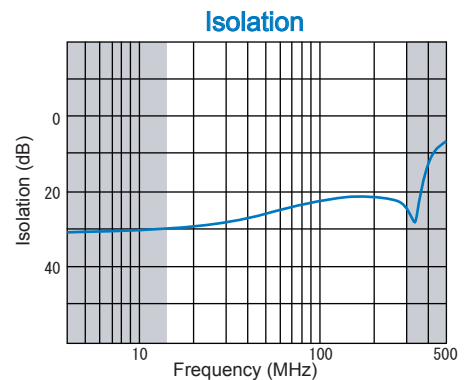
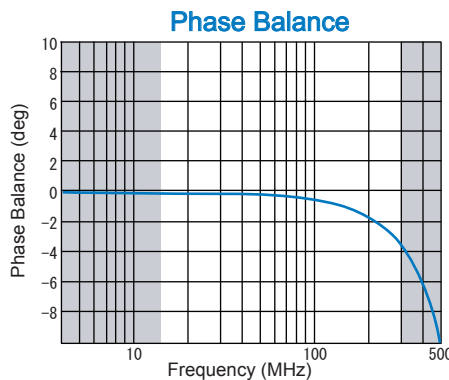
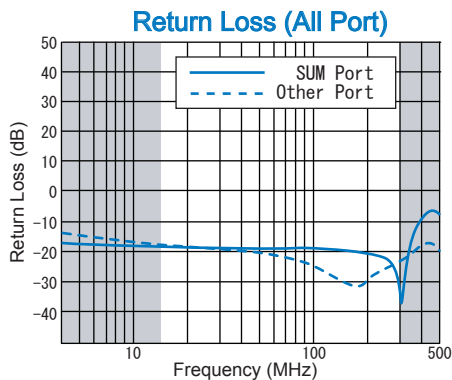
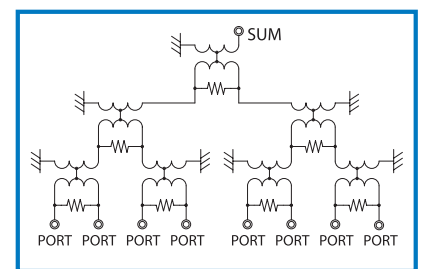
Other Port : S = SMA - FEMALE
 B = BNC - FEMALE

SUM Port : S = SMA - FEMALE
 B = BNC - FEMALE

TYPICAL PERFORMANCE (Temp @+25°C)



SCHEMATIC



R&K reserves the right to make changes in the specifications of or discontinue products at any time without notice. R&K products shall not be used for or in connection with equipment that requires an extremely high level of reliability and safety such as aerospace uses or medical life support equipment. Further, R&K cannot export products to any country for use in military or defense applications.

R&K Company Limited

721-1 Maeda, Fuji-City, Shizuoka-Pref. 416-8577 Japan
Tel : +81-545-31-2600 E-mail : info@rkco.jp
Fax : +81-545-31-1600 URL : http://rk-microwave.com