

ANALOG PHASE SHIFTER

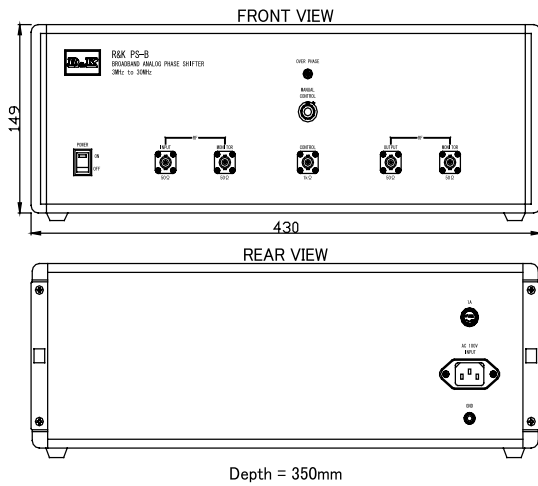


R&K-PS-B-0B



OUTLINE DRAWING

※ IN MILLIMETERS



- Frequency Range : 3MHz ~ 30MHz
- Insertion Loss : 0dB (typ.)
- Phase Shift Range : 0 ~ 360°
- 19inch Rack Size Mounting
- RoHS Compliance

SPECIFICATIONS

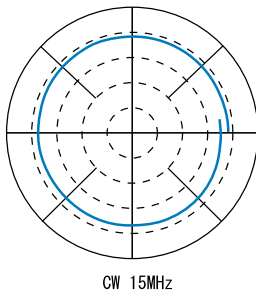
Frequency Range	: 3MHz - 30MHz
Frequency Flatness	: ±1.5dB (max.)
Phase Shift Range	: 0 ~ 360° (min.)
Phase Stability	: 3° (Peak max)Fix Temp.
Phase Control Voltage ;Internal	: Front Panel Volume
;External	: 0 ~ +12V / 1kΩ
	: DC - 100kHz (min.)
Phase Control Linearity	: 15% (typ.)
Insertion Loss	: 0dB (typ.)
Maximum RF Input Power	: +10dBm (max.)
Impedance	: 50Ω
In / Out VSWR	: 2.0:1 (typ.)
Input I.C.P.	: +17dBm (typ.)
Operating Temperature	: 0°C to + 40°C
Storage Temperature	: -20°C to + 80°C
Connectors (Standard)	: BNC-FEMALE
Connectors (Option)	: SMA-FEMALE
	: N-FEMALE
Other Function	: In/Out Monitor -20dB
	: Over Phase LED
AC Supply Input	: AC100V 50/60Hz
	: 2A (max.)
Weight (SMA Connector)	: 12kg (typ.)

HOW TO ORDER

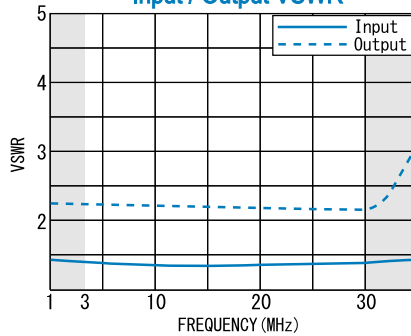
Model Name	B = BNC - FEMALE
R&K-PS-B-0B	S = SMA - FEMALE
	N = N - FEMALE
	0 = Standard
	1 = Rack Mount Bracket

TYPICAL PERFORMANCE (Temp @+25°C)

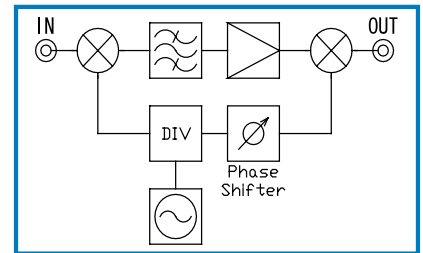
Phase Characteristic



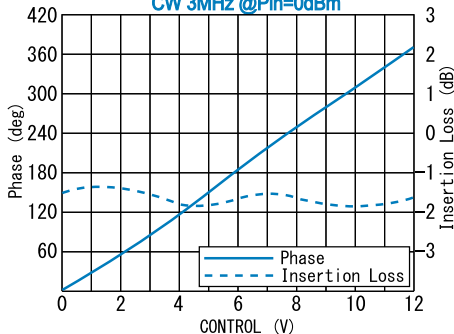
Input / Output VSWR



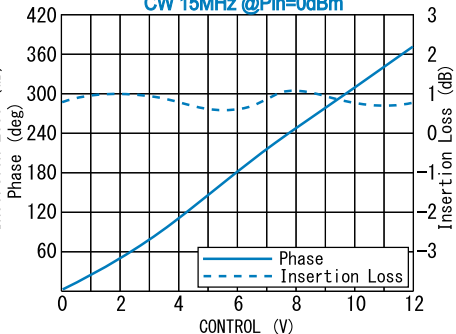
SCHEMATIC



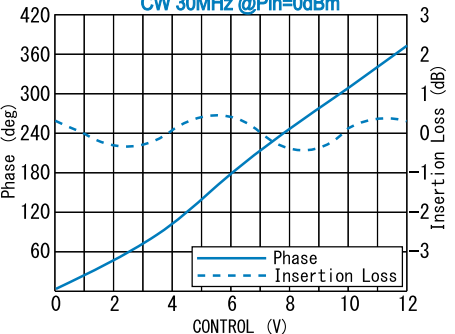
Control vs Loss & Phase CW 3MHz @Pin=0dBm



Control vs Loss & Phase CW 15MHz @Pin=0dBm



Control vs Loss & Phase CW 30MHz @Pin=0dBm



R&K reserves the right to make changes in the specifications of or discontinue products at any time without notice. R&K products shall not be used for or in connection with equipment that requires an extremely high level of reliability and safety such as aerospace uses or medical life support equipment. Further, R&K cannot export products to any country for use in military or defense applications.

R&K Company Limited

721-1 Maeda, Fuji-City, Shizuoka-Pref. 416-8577 Japan
 Tel : +81-545-31-2600 E-mail : info@rkco.jp
 Fax : +81-545-31-1600 URL : http://rk-microwave.com