

# RF POWER AMPLIFIER

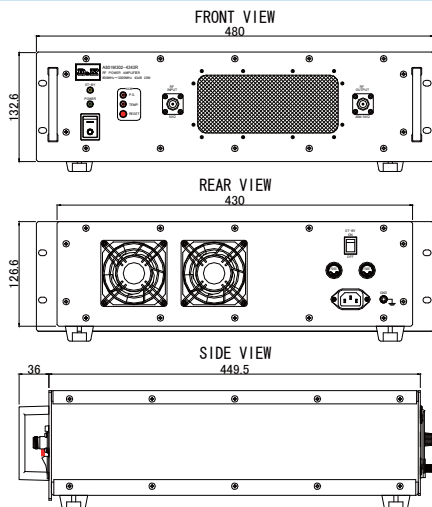


## R&K-A801M302-4343R



### OUTLINE DRAWING

※IN MILLIMETERS



- Class A Linear Solid-State Amplifier
- Broadband Frequency: 800MHz ~ 3000MHz
- Output Power : 20W (min.) @1dB Comp.

### SPECIFICATIONS @ +25°C

Δ1

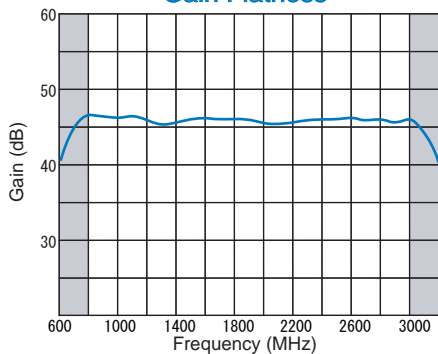
Frequency Range	: 800MHz ~ 3000MHz
Small Signal Gain	: +43.0dB (min.)
Gain Flatness	: ±1.5dB (max.)
Output Power	: 20W (min.) @1dB Comp.
Output I.C.P	: +53.0dBm (typ.)
Harmonics	: -18.0dBc (max.) @Po=20W
Spurious	: -60.0dBc (max.) @Po=20W
Operation Mode	: Class A
Impedance	: 50 Ω
Input VSWR	: 2.0 (max.)
Output VSWR	: 2.0 (max.)
AC Supply Input	: AC100V ± 15% / 1 φ , 50 / 60Hz, 400VA
Maximum RF Input Power	: +3.0dBm
Operating Temperature	: 0°C to +40°C
Storage Temperature	: -15°C to +65°C
Connectors	: RF - IN N - FEMALE RF - OUT N - FEMALE
Size	: (W)480mm×(D)449.5mm×(H)132.6mm
Weight	: 20.0kg (max.)
Cooling	: Forced Air Cooling
Protection Circuits	: Over Temperature Protection Power Supply Voltage Protection

### HOW TO ORDER

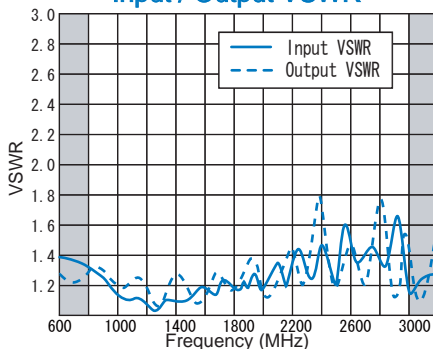
Model Name  
R&K-A801M302-4343R OP XX Option:  
See Option Line up

### TYPICAL PERFORMANCE (Temp @+25°C)

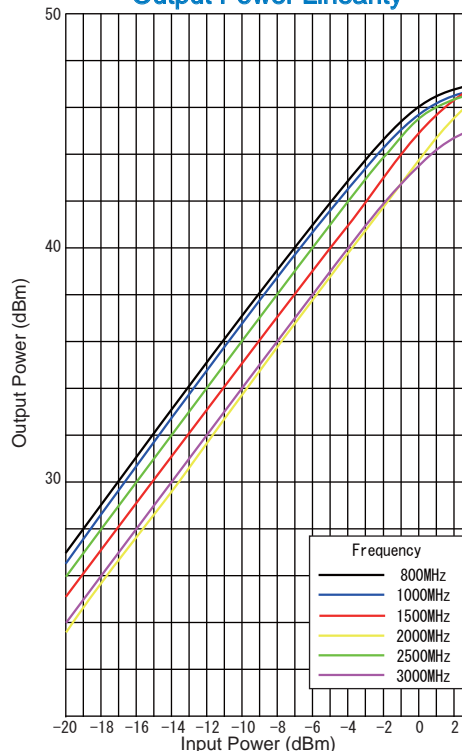
Gain Flatness



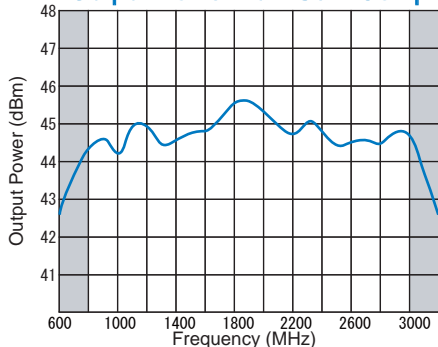
Input / Output VSWR



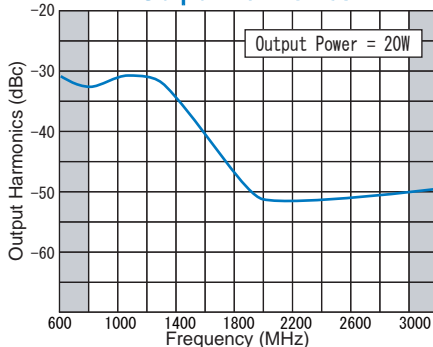
Output Power Linearity



Output Power 1dB Gain Comp.



Output Harmonics



\*CHANGE Δ1 5/4/2013

R&K reserves the right to make changes in the specifications of or discontinue products at any time without notice. R&K products shall not be used for or in connection with equipment that requires an extremely high level of reliability and safety such as aerospace uses or medical life support equipment. Further, R&K cannot export products to any country for use in military or defense applications.

## R&K Company Limited

721-1 Maeda, Fuji-City, Shizuoka-Pref. 416-8577 Japan  
Tel : +81-545-31-2600 E-mail : info@rkco.jp  
Fax : +81-545-31-1600 URL : http://rk-microwave.com