

RF POWER AMPLIFIER

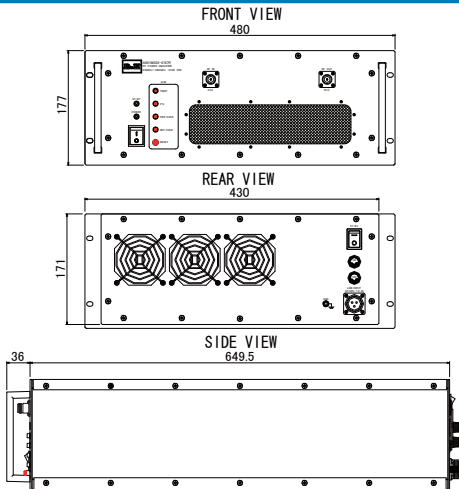


R&K-A801M302-4747R



OUTLINE DRAWING

※IN MILLIMETERS



TYPICAL PERFORMANCE (Temp @+25°C)

- Class A Linear Solid-State Amplifier
- Broadband Frequency: 800MHz~3000MHz
- Output Power : 50W (min.) @1dB Comp.

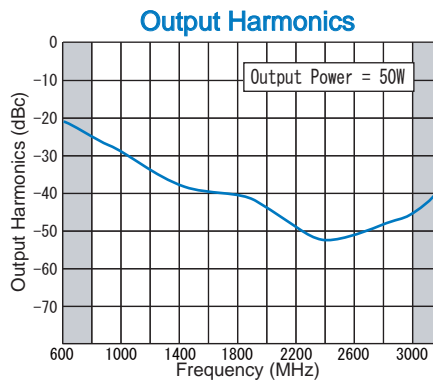
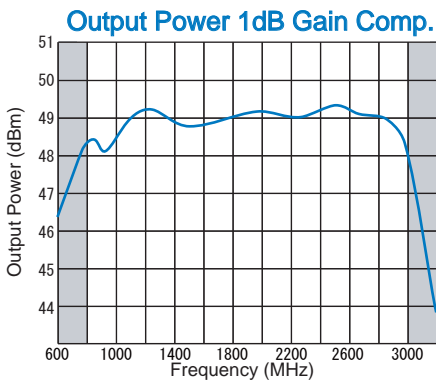
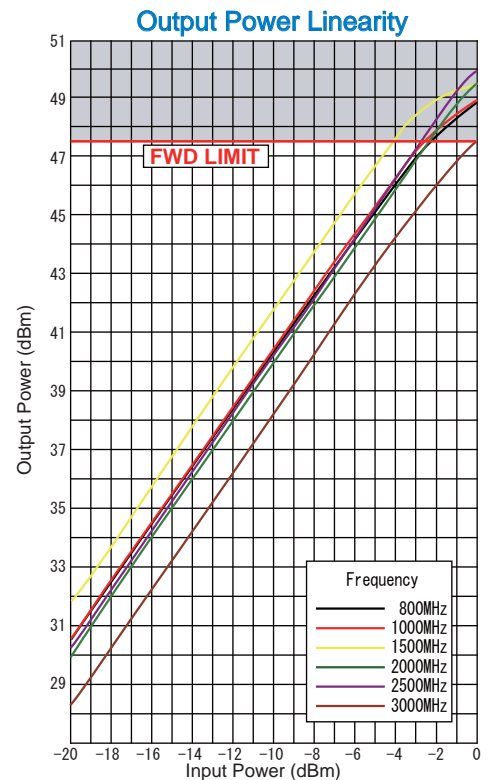
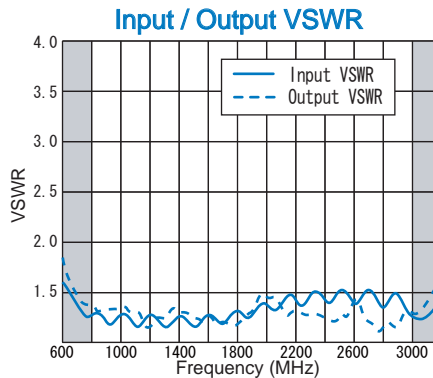
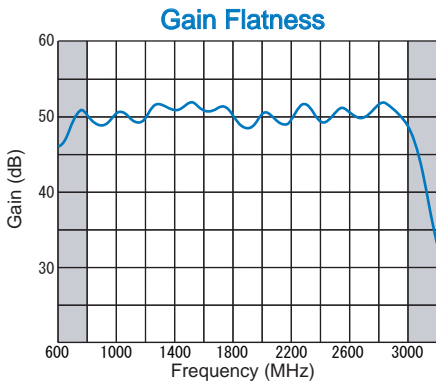
SPECIFICATIONS @ +25°C

Frequency Range	: 800MHz ~ 3000MHz
Small Signal Gain	: +47.0dB (min.)
Gain Flatness	: ±2.0dB (max.)
Output Power	: 50W (min.) @1dB Comp.
Operation Mode	: Class A
Output I.C.P.	: +57.0dBm (typ.)
Harmonics	: -20.0dBc (max.) @Po=50W
Spurious	: -70.0dBc (max.) @Po=50W
Impedance	: 50Ω
Input VSWR	: 2.0 (max.)
Output VSWR	: 3.0 (max.)
Maximum RF Input Power	: +3.0dBm
AC Supply Input	: AC100V±10%/1φ, Δ1 50/60Hz, 1.2kVA
Operating Temperature	: 0°C to +40°C
Storage Temperature	: -15°C to +65°C
Connectors	: RF - IN N - FEMALE RF - OUT N - FEMALE
Size	: (W)480mm×(D)649.5mm×(H)177mm
Weight	: 35.0kg (max.)
Cooling	: Forced Air Cooling
Protection Circuits	: Over Temperature Protection Power Supply Voltage Protection Output Over Power Protection Output Over Reflection Power Protection

HOW TO ORDER

Model Name
R&K-A801M302-4747R

Option:
See Option Line up



*CHANGE Δ1 12/Sep/2013

R&K reserves the right to make changes in the specifications of or discontinue products at any time without notice. R&K products shall not be used for or in connection with equipment that requires an extremely high level of reliability and safety such as aerospace uses or medical life support equipment. Further, R&K cannot export products to any country for use in military or defense applications.

R&K Company Limited

721-1 Maeda, Fuji-City, Shizuoka-Pref. 416-8577 Japan
Tel : +81-545-31-2600 E-mail : info@rkco.jp
Fax : +81-545-31-1600 URL : http://rk-microwave.com