

# LOW NOISE AMPLIFIER



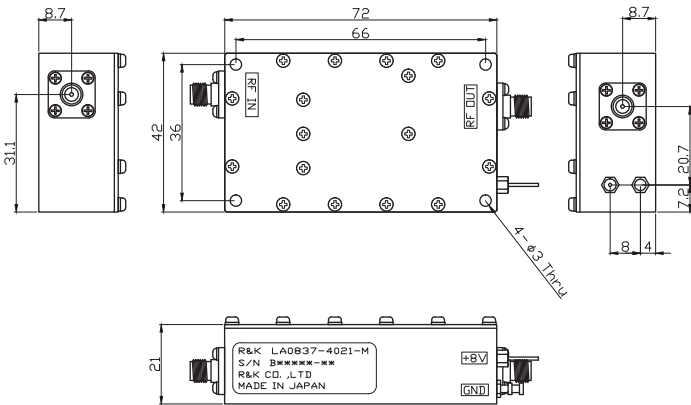
## R&K-LA0837-4021-M



### OUTLINE DRAWING

※IN MILLIMETERS

Δ1



Base plate must be grounded and mounted to heat sink to guarantee operation up to maximum temperature.

- Noise Figure : 1.5dB
- 10°C to +45°C : 2.1dB
- Frequency Range : 800~3700MHz
- Output Power : +21dBm

### SPECIFICATIONS @ +25°C

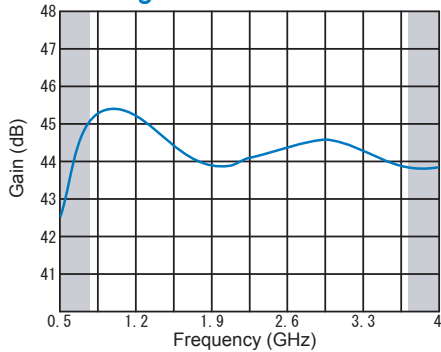
- Noise Figure @ +25°C : 1.5dB (typ.)
- 10°C to +45°C : 2.1dB (max.)
- Frequency Range : 800-3700MHz
- Small Signal Gain @ +25°C : +44dB (typ.)
- 10°C to +45°C : +43dB (min.)
- Gain Flatness : ±1.5dB (max.)
- Output Power @1dB Comp. : +20.5dBm (min.)
- Output I.C.P : +32dBm (typ.)
- Impedance : 50 Ω
- Input VSWR : 1.7 : 1 (typ.)
- Output VSWR : 2.0 : 1 (typ.)
- DC Supply Input : +8V ±0.2V
- : 300mA (max.)
- Maximum Input : -21dBm
- Operating Temperature : -10°C to +45°C
- Storage Temperature : -15°C to +65°C
- Connectors : SMA-Female
- Weight (Standard) : 120g (typ.)

### HOW TO ORDER

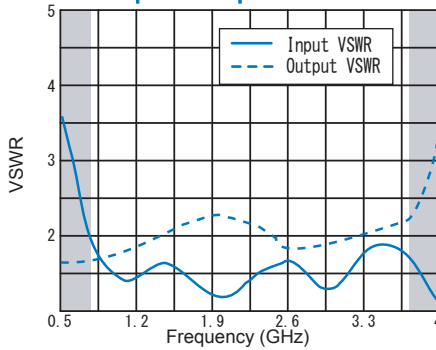
Model Name  
 R&K-LA0837-4021-M No Option

### TYPICAL PERFORMANCE

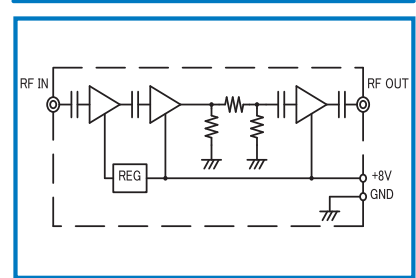
#### Small Signal Gain & Gain Flatness



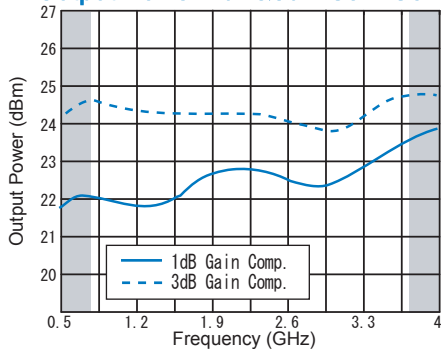
#### Input / Output VSWR



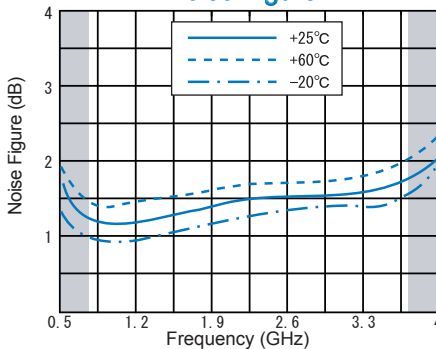
#### SCHEMATIC



#### Output Power 1dB&3dB Gain Comp.



#### Noise Figure



\* CHANGE Δ1 2014/Jun./05

R&K reserves the right to make changes in the specifications of or discontinue products at any time without notice. R&K products shall not be used for or in connection with equipment that requires an extremely high level of reliability and safety such as aerospace uses or medical life support equipment. Further, R&K cannot export products to any country for use in military or defense applications.

## R&K Company Limited

721-1 Maeda, Fuji-City, Shizuoka-Pref. 416-8577 Japan  
 Tel : +81-545-31-2600 E-mail : info@rkco.jp  
 Fax : +81-545-31-1600 URL : http://rk-microwave.com