
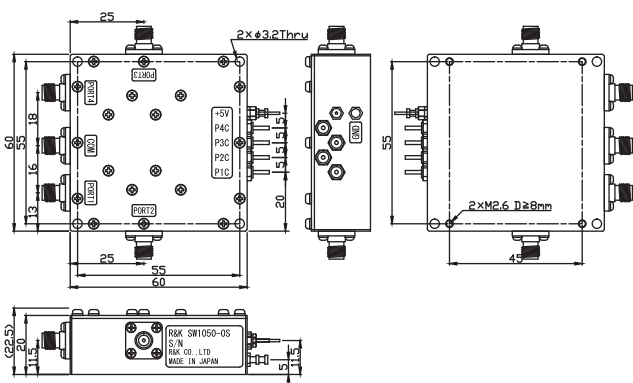


R&K-SW1050-0S



OUTLINE DRAWING

※IN MILLIMETERS



- Single Pole 4 Throw (SP4T) Switch
- 9kHz~6000MHz Operation
- Absorptive
- Low Cost
- Hi-Isolation
- Pin max. +35dBm
- RoHS Compliance

SPECIFICATIONS

Frequency Range : 9kHz ~ 6000MHz
 Insertion Loss : 3.0dB (max.)
 Isolation (9kHz ~ 3GHz) : 80dB (min.)
 (3GHz ~ 6GHz) : 75dB (min.)
 Impedance : 50 Ω
 Return Loss (All Ports) : 15dB (typ.)
 Input Power 1dB Comp. : +35dBm (min.) @2GHz
 Input IP3 : +55dBm (typ.) @2GHz
 Maximum RF Input Power : +35dBm Through @2GHz
 +28dBm Terminated @2GHz
 Switching Speed (Turn On) : 280ns (typ.) / 50% Cont. to 90% RF
 (Turn Off) : 150ns (typ.) / 50% Cont. to 10% RF

Control Logic

P1 Cont.	P2 Cont.	P3 Cont.	P4 Cont.	Status
H	H	H	H	RF OFF
L	H	H	H	Port1
X	L	H	H	Port2
X	X	L	H	Port3
X	X	X	L	Port4


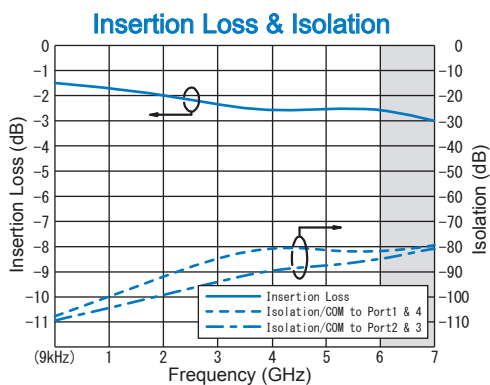
※H = +5V C-MOS H or Open / L = +5V C-MOS L or Short to GND.
 ※When Status RF OFF, RFC is not Terminated.

DC Supply Input : +5V ±0.5V / 10mA (max.)
 Operating Temperature : -25°C to +85°C Δ1
 Storage Temperature : -25°C to +85°C Δ1
 Connectors : SMA-FEMALE
 Weight : 160g (typ.)

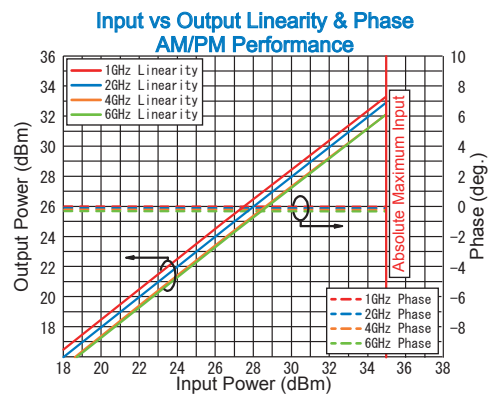
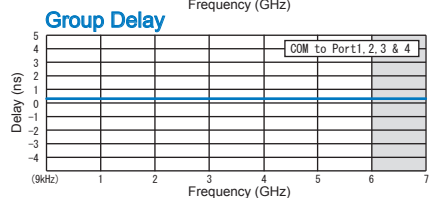
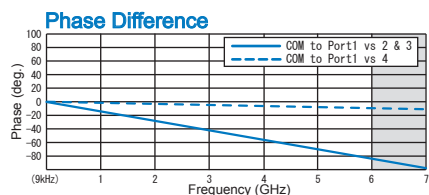
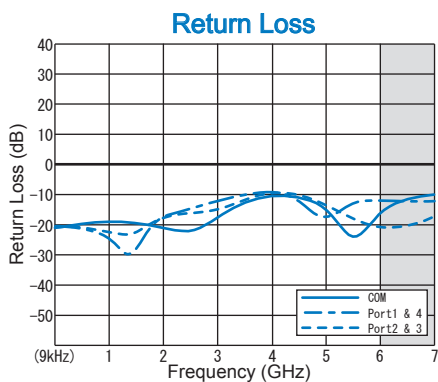
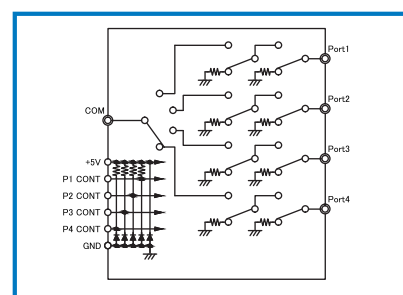
HOW TO ORDER

Model Name
R&K-SW1050-0S No Option

TYPICAL PERFORMANCE



SCHEMATIC



* CHANGE Δ1 31/Jul./2019

R&K reserves the right to make changes in the specifications of or discontinue products at any time without notice. R&K products shall not be used for or in connection with equipment that requires an extremely high level of reliability and safety such as aerospace uses or medical life support equipment. Further, the export of R&K products from Japan may be subject to an export license by the government of Japan, based on Japan's "Foreign Exchange and Foreign Trade Law".

R&K Company Limited

721-1 Maeda, Fuji-City, Shizuoka-Pref. 416-8577 Japan
 Tel : +81-545-31-2600 E-mail : info@rkco.jp
 Fax : +81-545-31-1600 URL : http://rk-microwave.com