


# RF POWER AMPLIFIER

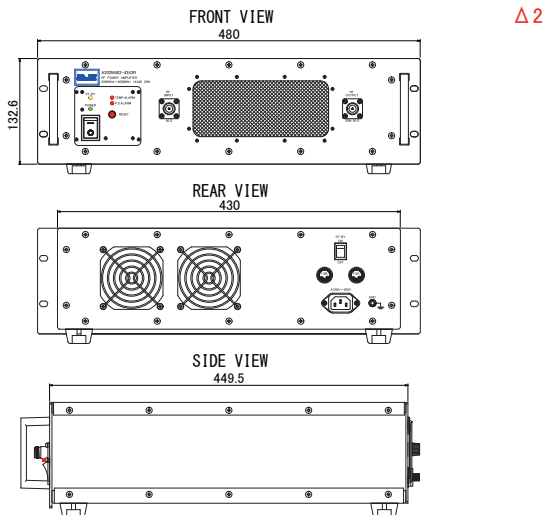


## R&K-A202M402-4343R



### OUTLINE DRAWING

※IN MILLIMETERS



- Class A Linear Solid-State Amplifier
- Broadband Frequency: 2000MHz ~ 4000MHz
- Output Power (CW) : 20W (min.) @1dB Comp.
- With Output Circulator

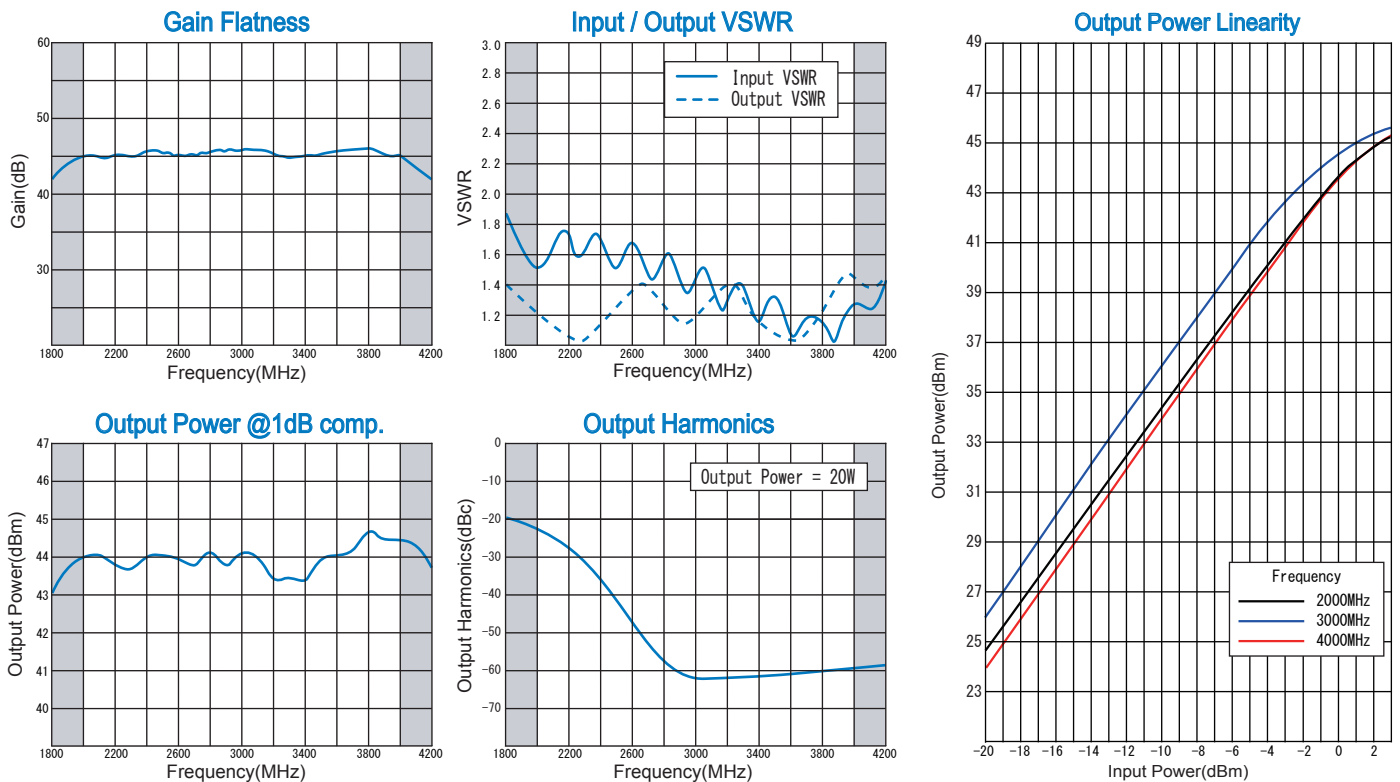
### APPLICATION

- EMC(Electromagnetic Compatibility)
- Accelerator Application
- Telecommunication Test and Measurement Application
- Etc...

### SPECIFICATIONS @ +25°C

Frequency Range	: 2000MHz ~ 4000MHz
Small Signal Gain	: +43.0dB (min.)
Gain Flatness	: ±2.0dB (max.)
Output Power (CW)	: 20W (min.) @1dB Comp.
Operation Mode	: Class A
Output I.C.P.	: +53.0dBm (typ.)
Harmonics	: -18.0dBc (max.) @Po=20W
Spurious	: -70.0dBc (max.) @Po=20W
Impedance	: 50 Ω
Input VSWR	: 2.5 (max.)
Output VSWR	: 1.6 (max.)
Maximum RF Input Power:	+3.0dBm
AC Supply Input	: AC85V~250V / 1 φ, 50 / 60Hz, 1kVA
Operating Temperature	: 0°C to +40°C
Storage Temperature	: -15°C to +65°C
Connectors	: RF-IN N-FEMALE Δ2 RF-OUT N-FEMALE Δ2
Size	: (W)480mm×(D)449.5mm×(H)132.6mm(EIA:3U)
Weight	: 17.0kg (max.) Δ1
Cooling	: Forced Air Cooling
Protection Circuits	: Over Temperature Protection Power Supply Voltage Protection
Other Function	: With Output Circulator

### TYPICAL PERFORMANCE (Temp @+25°C)



\* CHANGE Δ1 3/Mar./2015 Δ2 5/Jun./2017

R&K reserves the right to make changes in the specifications of or discontinue products at any time without notice. R&K products shall not be used for or in connection with equipment that requires an extremely high level of reliability and safety such as aerospace uses or medical life support equipment. Further, The export of R&K products from Japan may be subject to an export license by the government of Japan, based on Japan's "Foreign Exchange and Foreign Trade Law".

## R&K Company Limited

721-1 Maeda, Fuji-City, Shizuoka-Pref. 416-8577 Japan  
 Tel : +81-545-31-2600 E-mail : info@rkco.jp  
 Fax : +81-545-31-1600 URL : http://rk-microwave.com