
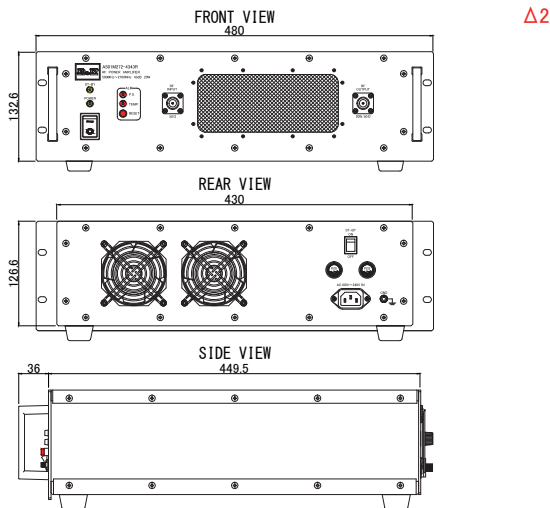


R&K-A501M272-4343R



OUTLINE DRAWING

※IN MILLIMETERS



- Class A Linear Solid-State Amplifier
- Broadband Frequency: 500MHz~2700MHz
- Output Power (CW) : 20W (min.) @1dB Comp.

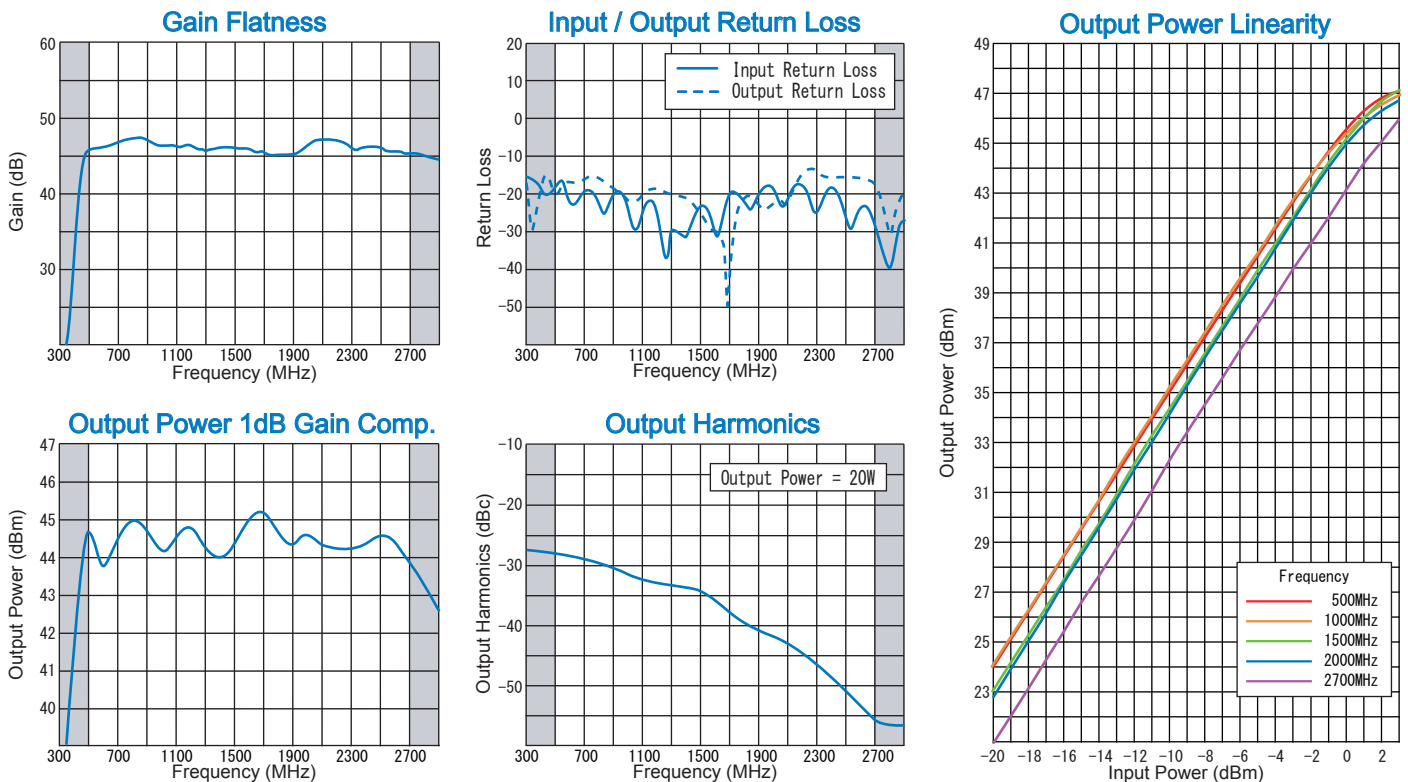
APPLICATION

- EMC(Electromagnetic Compatibility)
- Accelerator Application
- Telecommunication Test and Measurement Application
- Etc...

SPECIFICATIONS @ +25°C

Frequency Range	: 500MHz ~ 2700MHz
Small Signal Gain	: +43.0dB (min.)
Gain Flatness	: ±1.5dB (max.) Δ1
Output Power (CW)	: 20W (min.) @1dB Comp.
Output I.C.P	: +53.0dBm (typ.)
Harmonics	: -18.0dBc (max.) @Po=20W
Spurious	: -60.0dBc (max.) @Po=20W Δ1
Operation Mode	: Class A
Impedance	: 50 Ω
Input Return Loss	: 9.5dB (min.) / VSWR : 2.0 (max.)
Output Return Loss	: 9.5dB (min.) / VSWR : 2.0 (max.)
AC Supply Input	: AC100V±15%/1φ, 50/60Hz, 300VA Δ3
Maximum RF Input Power	: +3.0dBm
Operating Temperature	: 0°C to +40°C
Storage Temperature	: -15°C to +65°C
Connectors	: RF - IN N - FEMALE RF - OUT N - FEMALE
Size	: (W)480mm×(D)449.5mm×(H)132.6mm(EIA:3U) Δ1
Weight	: 13.5kg (typ.) Δ3
Cooling	: Forced Air Cooling
Protection Circuits	: Over Temperature Protection Power Supply Voltage Protection

TYPICAL PERFORMANCE (Temp @+25°C)



* CHANGE Δ1 5/Apr./2013 Δ2 2/Jun./2014 Δ3 6/Dec./2018

R&K reserves the right to make changes in the specifications of or discontinue products at any time without notice. R&K products shall not be used for or in connection with equipment that requires an extremely high level of reliability and safety such as aerospace uses or medical life support equipment. Further, the export of R&K products from Japan may be subject to an export license by the government of Japan, based on Japan's "Foreign Exchange and Foreign Trade Law".

R&K Company Limited

721-1 Maeda, Fuji-City, Shizuoka-Pref. 416-8577 Japan
 Tel : +81-545-31-2600 E-mail : info@rkco.jp
 Fax : +81-545-31-1600 URL : http://rk-microwave.com