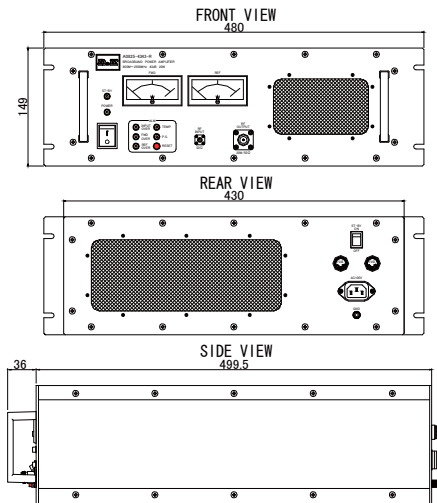


## R&K-A0825-4343-R



### OUTLINE DRAWING

※IN MILLIMETERS



- All-Solid-State Amplifier
- Frequency Range : 800MHz~2500MHz
- Output Power : 20W (min.) @1dB Comp.

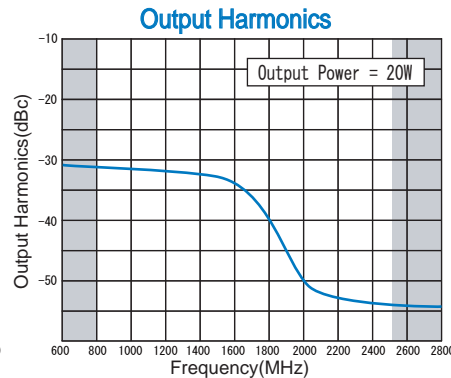
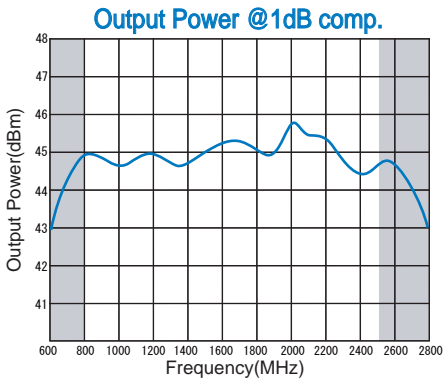
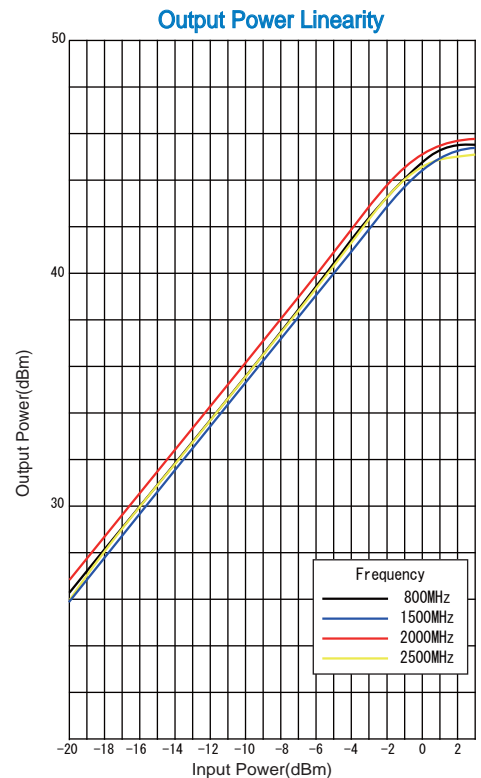
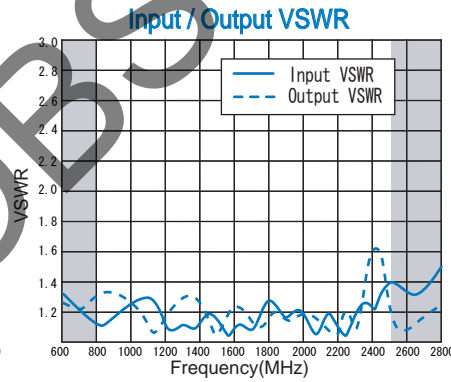
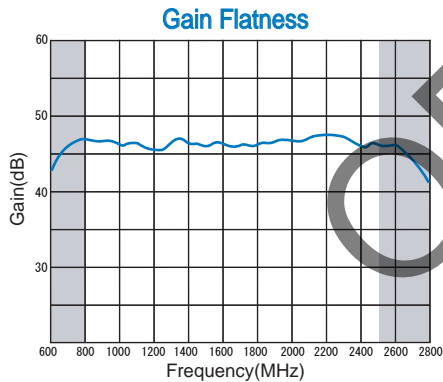
### SPECIFICATIONS @ +25°C

Frequency Range	: 800MHz ~ 2500MHz
Small Signal Gain	: +44.0dB (min.)
Gain Flatness	: ±1.5dB (max.)
Output Power	: 20W (min.) @1dB Comp.
Output I.C.P	: +53.0dBm (typ.)
Harmonics	: -18.0dBc (max.) @Po=20W
Spurious	: -60.0dBc (max.) @Po=20W
Operation Mode	: Class A
Impedance	: 50Ω
Input VSWR	: 2.0 (max.)
Output VSWR	: 2.0 (max.)
AC Supply Input	: AC100V±10%/1φ, 50/60Hz, 400VA
Maximum RF Input Power	: +3dBm
Operating Temperature	: -10°C to +45°C
Storage Temperature	: -15°C to +65°C
Connectors	
RF - IN	: SMA - FEMALE
RF - OUT	: N - FEMALE
Size	: (W)480mm×(D)499.5mm×(H)149mm
Weight	: 20.0kg (max.)
Cooling	: Forced Air Cooling
Protection Circuits	: Over Temperature Protection Voltage Abnormality Protection Excessive Input/Output Power Protection Excessive Reflection Power Protection
Others	: With Forward Power Meter Reflection Power Meter (Accuracy : ±20%)

### HOW TO ORDER

Model Name  
R&K-A0825-4343-R No Option

### TYPICAL PERFORMANCE (Temp @+25°C)



R&K reserves the right to make changes in the specifications of or discontinue products at any time without notice. R&K products shall not be used for or in connection with equipment that requires an extremely high level of reliability and safety such as aerospace uses or medical life support equipment. Further, R&K cannot export products to any country for use in military or defense applications.

## R&K Company Limited

721-1 Maeda, Fuji-City, Shizuoka-Pref. 416-8577 Japan  
Tel: +81-545-31-2600 E-mail: info@rkco.jp  
Fax: +81-545-31-1600 URL: http://rk-microwave.com