

RF POWER AMPLIFIER



R&K-ALM1922-2842FR-R


- Broadband Frequency : 1900MHz~2200MHz
- Output Power : +41.8dBm
- Gain Flatness : ±1.0dB (max.)
- Low Cost

SPECIFICATIONS @ +25°C

Frequency Range	: 1900MHz~2200MHz
Small Signal Gain	: +30dB (typ.) : +28dB (min.)
Gain Flatness	: ±1.0dB (max.)
Output Power@1dB Comp.	: +41.8dBm (min.)
Output I.C.P.	: +53.8dBm (typ.) @2050MHz
Noise Figure	: 10.0dB (max.)
Impedance	: 50 Ω
Input VSWR	: 1.5 : 1 (typ.)
Output VSWR	: 2.0 : 1 (typ.)
Harmonics	: -18dBc (max.) @+41.8dBm Output
Spurious	: -60dBc (max.) @+41.8dBm Output
AC Supply Input	: AC100V~240V : 50/60 2A (max.)
Maximum RF Input Power	: +17dBm
Operating Temperature	: -10°C to +45°C
Storage Temperature	: -15°C to +65°C
Connectors	: SMA-FEMALE
Weight	: 9kg (typ.)

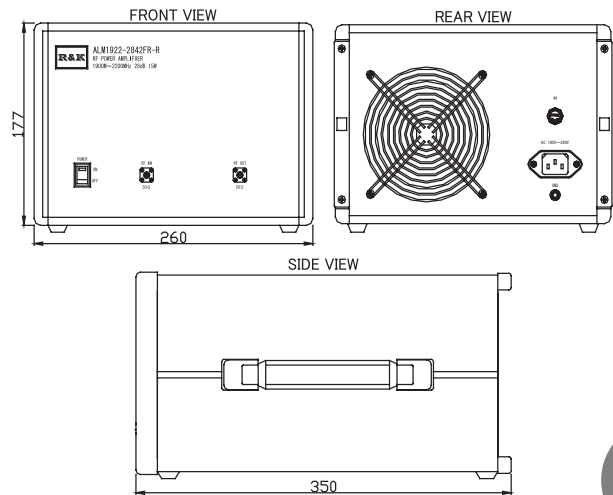
HOW TO ORDER

Model Name
R&K-ALM1922-2842FR-R No Option



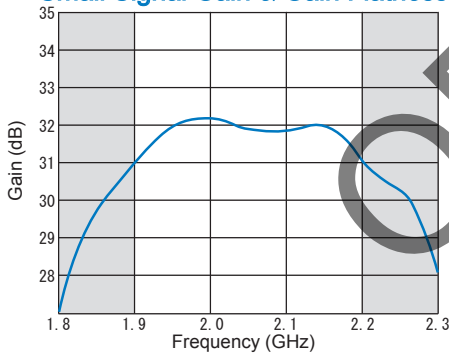
OUTLINE DRAWING

※IN MILLIMETERS

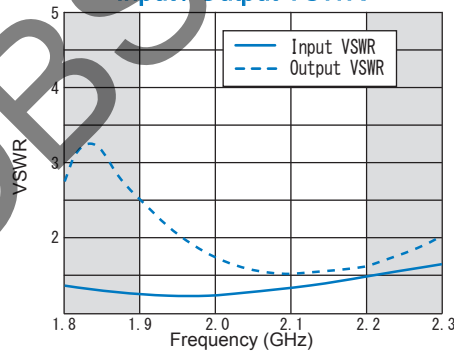


TYPICAL PERFORMANCE (Temp @+25°C)

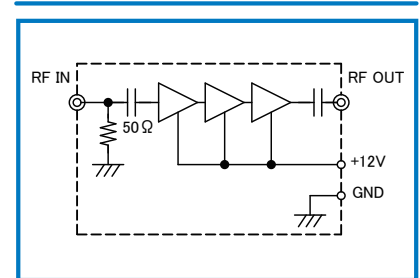
Small Signal Gain & Gain Flatness



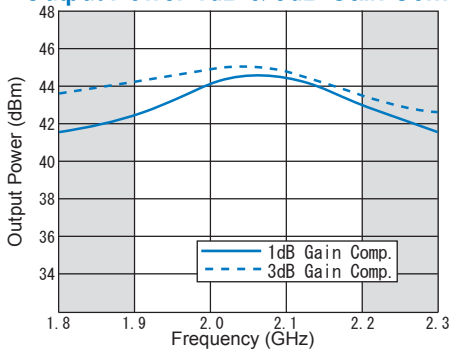
Input / Output VSWR



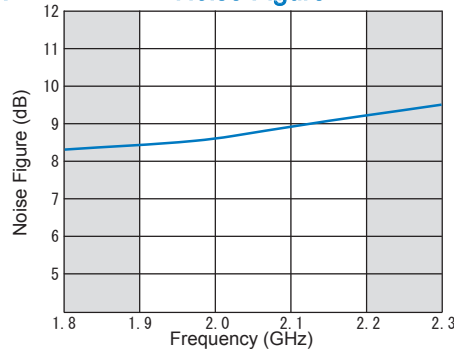
SCHEMATIC



Output Power 1dB & 3dB Gain Comp.



Noise Figure



R&K reserves the right to make changes in the specifications of or discontinue products at any time without notice. R&K products shall not be used for or in connection with equipment that requires an extremely high level of reliability and safety such as aerospace uses or medical life support equipment. Further, R&K cannot export products to any country for use in military or defense applications.

R&K Company Limited

721-1 Maeda, Fuji-City, Shizuoka-Pref. 416-8577 Japan
Tel : +81-545-31-2600 E-mail : info@rkco.jp
Fax : +81-545-31-1600 URL : http://rk-microwave.com