


DOUBLE BALANCED MIXER

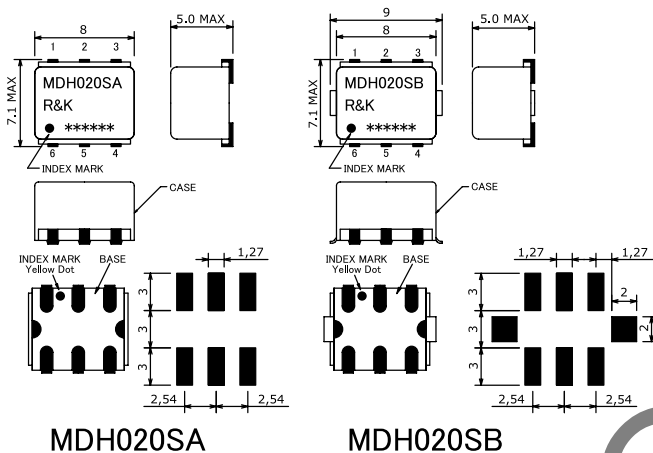


R&K-MDH020



OUTLINE DRAWING

※IN MILLIMETERS



- Frequency : DC-800MHz
- High LO Drive Level : +15dBm
- Small & Low Cost / Surface Mount
- RoHS Compliance

SPECIFICATIONS

Frequency Range [LO&RF] : 1-800MHz
[IF] : DC-500MHz
Conversion Loss (LO Drive Level +15dBm)

	1 - 10MHz	10 - 200MHz	200 - 800MHz
Typ.	7.0dB	6.0dB	6.5dB
Max.	9.5dB	8.0dB	8.5dB

Isolation (min.)

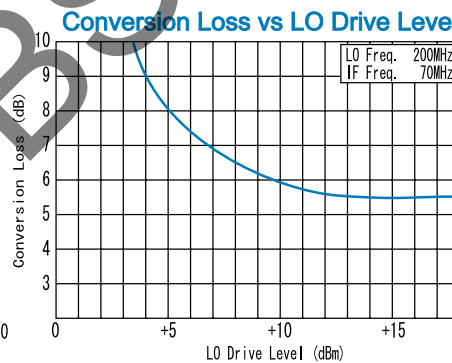
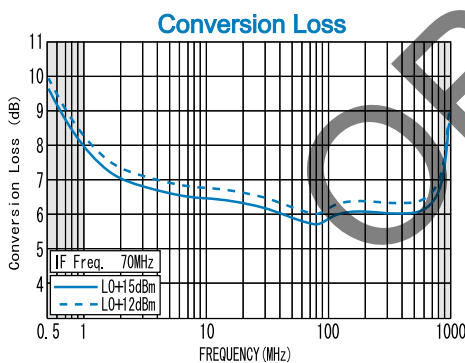
	1 - 10MHz	10 - 200MHz	200 - 800MHz
LO - RF	45dB	25dB	20dB
LO - IF	35dB	25dB	15dB
RF - IF	30dB	20dB	10dB

Input IP3 @Center Band : +26dBm (typ.)
Input 1dB Comp. Point : +10dBm (typ.)
Impedance (All Ports) : 50 Ω
Maximum RF Input Power : 200mW
Maximum Peak IF Current : 50mA
Operating Temperature : -40°C to + 85°C
Storage Temperature : -40°C to +100°C
Max.Reflow Soldering Temp. : 260°C, 10sec.
Reflow Soldering Repeatability : 3 times
Weight (Standard) : 0.47g (typ.)

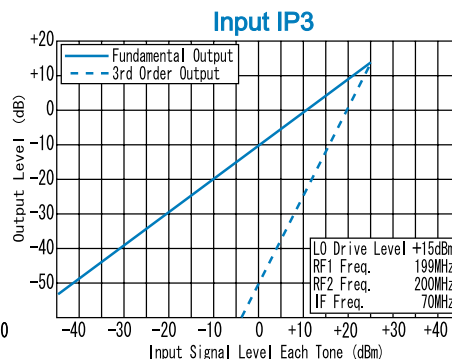
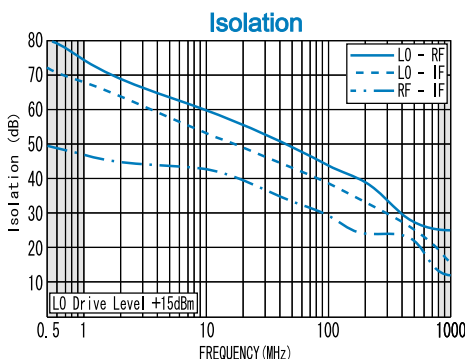
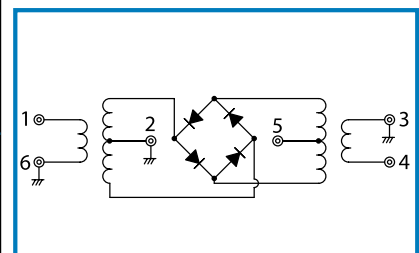
HOW TO ORDER

Model Name
R&K-MDH020SA-BLK
BLK=Antistatic bag
TR1=Tape & Reel Package
SA=Case Type of SA
SB=Case Type of SB

TYPICAL PERFORMANCE (Temp @+25°C)



SCHEMATIC



Function	Pin No.
LO	1
RF	4
I F	5
GND	2, 3, 6

R&K reserves the right to make changes in the specifications of or discontinue products at any time without notice. R&K products shall not be used for or in connection with equipment that requires an extremely high level of reliability and safety such as aerospace uses or medical life support equipment. Further, R&K cannot export products to any country for use in military or defense applications.

R&K Company Limited

721-1 Maeda, Fuji-City, Shizuoka-Pref. 416-8577 Japan
Tel : +81-545-31-2600 E-mail : info@rk.co.jp
Fax : +81-545-31-1600 URL : http://rk-microwave.com