
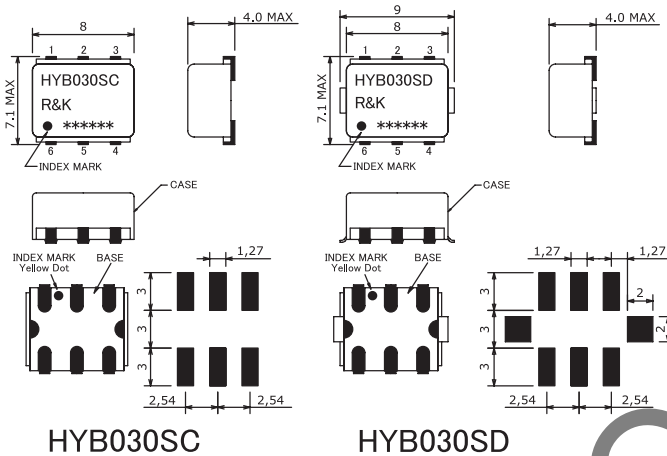


R&K-HYB030



OUTLINE DRAWING

※ IN MILLIMETERS



- Frequency : 50MHz-1000MHz
- 2WAY-180°
- Small & Low Cost / Surface Mount
- RoHS Compliance

SPECIFICATIONS

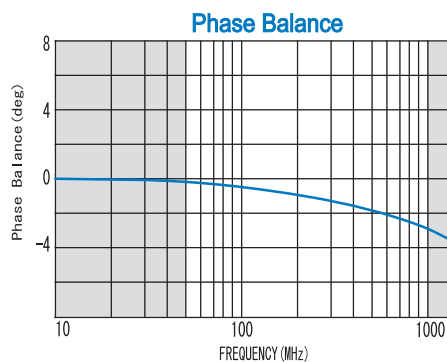
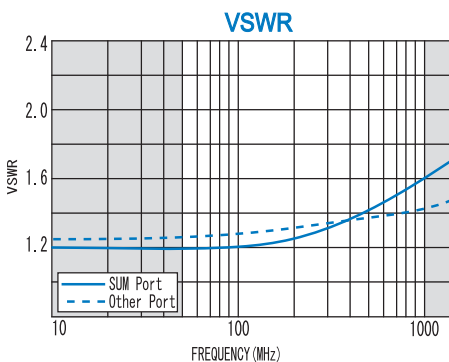
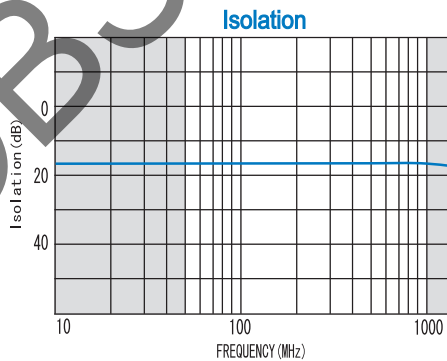
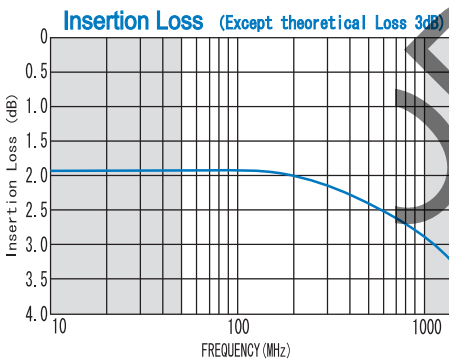
Frequency Range	: 50-1000MHz
Insertion Loss	: 2.0 (typ.)
(Except Theoretical Loss - 3dB)	: 4.0dB (max.)
Isolation	: 15dB (typ.)
	: 11dB (min.)
Amplitude Balance	: 0.9dB (max.)
Phase Balance	: ±8.0deg (max.)
VSWR	: 1.4:1 (typ.)
Impedance(All Ports)	: 50 Ω (typ.)
Maximum RF Input Power	: 1W (max.)
Operating Temperature	: -40°C to + 85°C
Storage Temperature	: -40°C to +100°C
Max.Reflow Soldering Temp.	: 260°C, 10sec.
Reflow Soldering Repeatability	: 3 times
Weight(Standard)	: 0.48g (typ.)

HOW TO ORDER

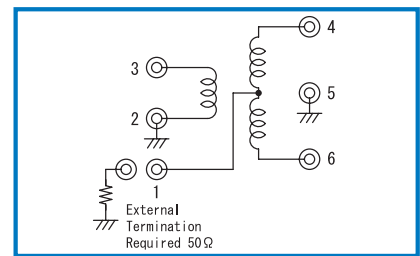
Model Name
R&K-HYB030SC-BLK

BLK=Antistatic bag
 TR1=Tape & Reel Package
 SC=Case Type of SC
 SD=Case Type of SD

TYPICAL PERFORMANCE (Temp @+25°C)



SCHEMATIC



Function	Pin No.
SUM	3
0°	4
180°	6
ISO.	1
GND	2, 5

* Rev. 2 : Feb./7/2017

R&K reserves the right to make changes in the specifications of or discontinue products at any time without notice. R&K products shall not be used for or in connection with equipment that requires an extremely high level of reliability and safety such as aerospace uses or medical life support equipment. Further, R&K cannot export products to any country for use in military or defense applications.

R&K Company Limited

721-1 Maeda, Fuji-City, Shizuoka-Pref.416-8577 Japan
 Tel : +81-545-31-2600 E-mail : info@rkco.jp
 Fax : +81-545-31-1600 URL : http://rk-microwave.com