


# DOUBLE BALANCED MIXER

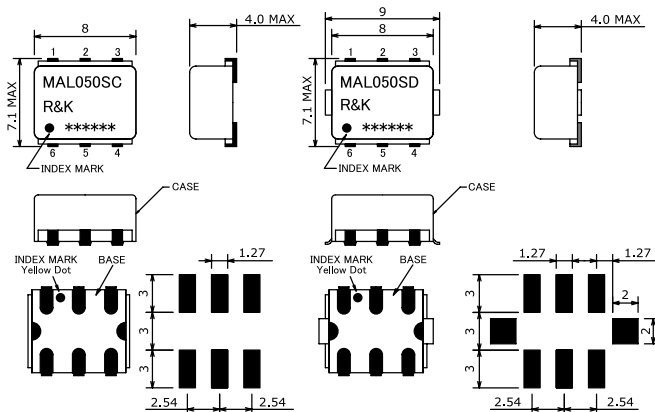


## R&K-MAL050



### OUTLINE DRAWING

※IN MILLIMETERS



MAL050SC

MAL050SD

- Frequency : DC-2000MHz
- Low LO Drive Level : +7dBm
- Small & Low Cost / Surface Mount
- RoHS Compliance

### SPECIFICATIONS

Frequency Range [LO&RF] : 500-2000MHz

[IF] : DC-1000MHz

Conversion Loss (LO Drive Level +7dBm)

	500 - 1000MHz	1000 - 1600MHz	1600 - 2000MHz
Typ.	7.0dB	6.5dB	9.0dB
Max.	9.5dB	8.5dB	11.0dB

Isolation (min.)

	500 - 1000MHz	1000 - 1600MHz	1600 - 2000MHz
LO - RF	20dB	20dB	20dB
LO - IF	20dB	20dB	15dB
RF - IF	15dB	10dB	10dB

Input IP3 @Center Band : +7dBm (typ.)

Input 1dB Comp. Point : +2dBm (typ.)

Impedance (All Ports) : 50 Ω

Maximum RF Input Power : 50mW

Maximum Peak IF Current : 50mA

Operating Temperature : -40°C to + 85°C

Storage Temperature : -40°C to +100°C

Max.Reflow Soldering Temp. : 260°C, 10sec.

Reflow Soldering Repeatability : 3 times

Weight (Standard) : 0.42g (typ.)

### HOW TO ORDER

Model Name

R&K-MAL050SC-BLK

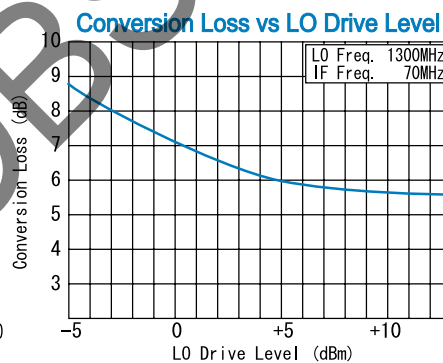
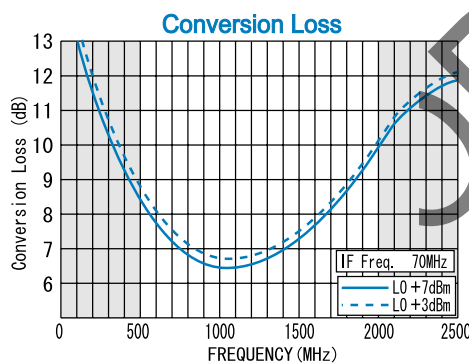
BLK=Antistatic bag

TR1=Tape & Reel Package

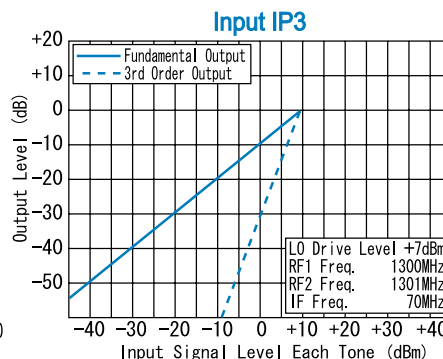
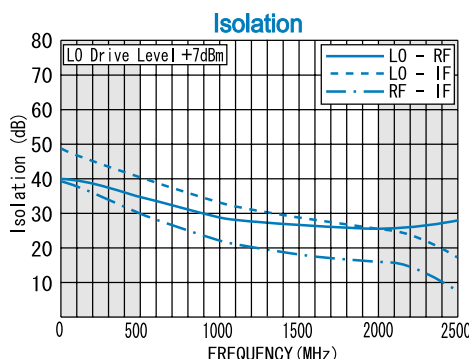
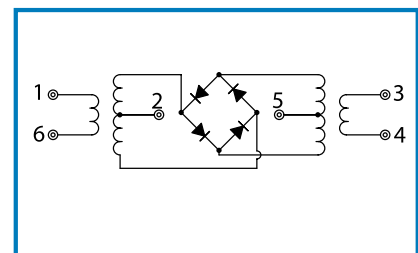
SC=Case Type of SC

SD=Case Type of SD

### TYPICAL PERFORMANCE (Temp @+25°C)



### SCHEMATIC



Function	Pin No.	Function	Pin No.
LO +	1	LO -	6
RF +	4	RF -	3
IF +	2	IF -	5

R&K reserves the right to make changes in the specifications of or discontinue products at any time without notice. R&K products shall not be used for or in connection with equipment that requires an extremely high level of reliability and safety such as aerospace uses or medical life support equipment. Further, R&K cannot export products to any country for use in military or defense applications.

## R&K Company Limited

721-1 Maeda, Fuji-City, Shizuoka-Pref. 416-8577 Japan

Tel : +81-545-31-2600 E-mail : info@rk.co.jp

Fax : +81-545-31-1600 URL : http://rk-microwave.com