


DOUBLE BALANCED MIXER

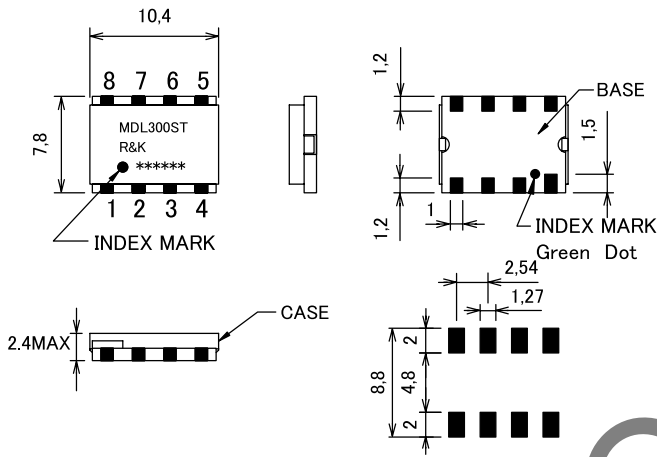


R&K-MDL300



OUTLINE DRAWING

※IN MILLIMETERS



- Frequency : DC-5000MHz
- Low LO Drive Level : +7dBm
- Small & Low Cost / Surface Mount
- RoHS Compliance

SPECIFICATIONS

Frequency Range [LO&RF] : 2000-5000MHz
 [IF] : DC-2500MHz
 Conversion Loss (LO Drive Level +7dBm)

	2000 - 3000MHz	3000 - 4000MHz	4000 - 5000MHz
Typ.	6.0dB	7.5dB	7.5dB
Max.	8.5dB	9.5dB	9.5dB

Isolation (min.)

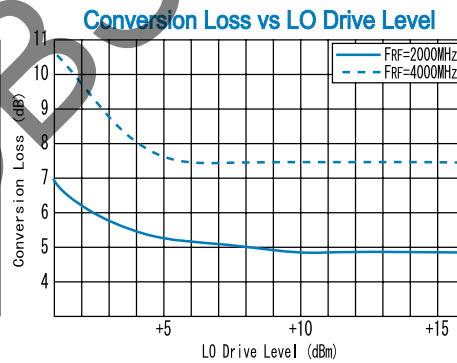
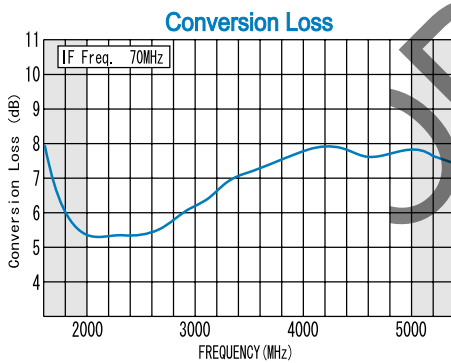
	2000 - 3000MHz	3000 - 4000MHz	4000 - 5000MHz
LO - RF	15dB	15dB	20dB
LO - IF	10dB	5dB	10dB
RF - IF	5dB	5dB	5dB

- Input IP3 @Center Band : +10dBm (typ.)
- Input 1dB Comp. Point : + 0dBm (typ.)
- Impedance (All Ports) : 50 Ω
- Maximum RF Input Power : 50mW
- Maximum Peak IF Current : 50mA
- Operating Temperature : -40°C to + 85°C
- Storage Temperature : -40°C to +100°C
- Max.Reflow Soldering Temp. : 260°C,10sec.
- Reflow Soldering Repeatability : 3 times
- Weight (Standard) : 0.3g (typ.)

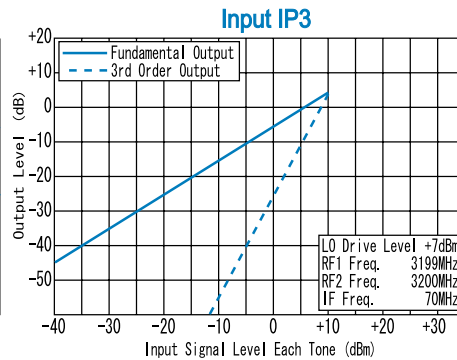
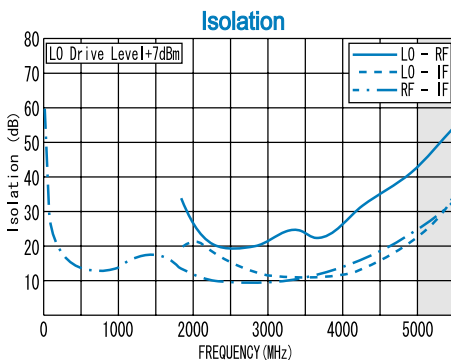
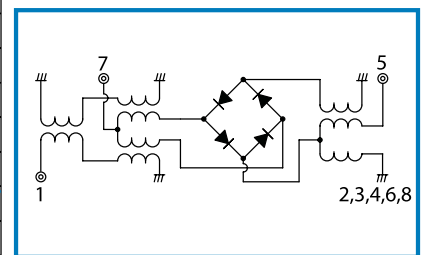
HOW TO ORDER

Model Name
R&K-MDL300ST-BLK BLK=Antistatic bag
TR2=Tape & Reel Package
ST=Case Type of SI

TYPICAL PERFORMANCE (Temp @+25°C)



SCHEMATIC



Function	Pin No.
LO	1
RF	5
IF	7
GND	2,3,4,6,8

R&K reserves the right to make changes in the specifications of or discontinue products at any time without notice. R&K products shall not be used for or in connection with equipment that requires an extremely high level of reliability and safety such as aerospace uses or medical life support equipment. Further, R&K cannot export products to any country for use in military or defense applications.

R&K Company Limited

721-1 Maeda, Fuji-City, Shizuoka-Pref. 416-8577 Japan
 Tel: +81-545-31-2600 E-mail: info@rkco.jp
 Fax: +81-545-31-1600 URL: http://rk-microwave.com