


DOUBLE BALANCED MIXER

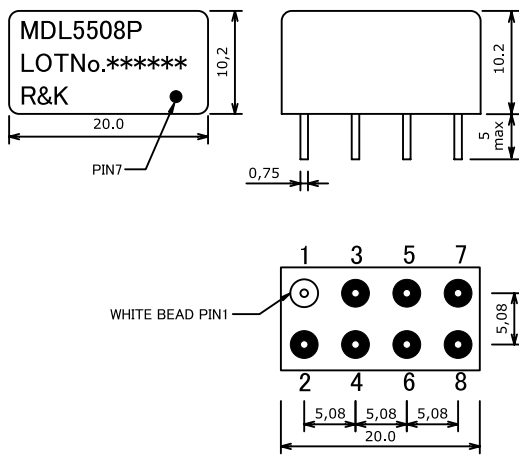


R&K-MDL550



OUTLINE DRAWING

※ IN MILLIMETERS



- Frequency : DC-2000MHz
- Low LO Drive Level : +7dBm
- Low Cost / 8PIN Package
- RoHS Compliance

SPECIFICATIONS

Frequency Range [LO&RF] : 1-2000MHz
 [IF] : DC-1000MHz
 Conversion Loss (LO Drive Level +7dBm)

	1 - 100MHz	100 - 1000MHz	1000 - 2000MHz
Typ.	6.0dB	6.0dB	8.0dB
Max.	8.0dB	8.0dB	10.0dB

Isolation (min.)

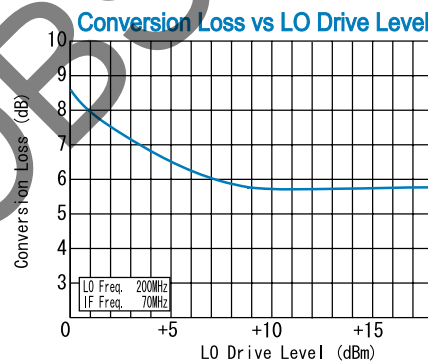
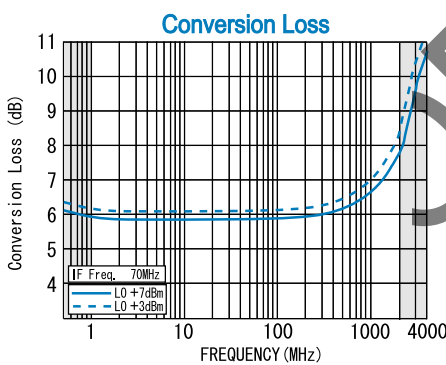
	1 - 100MHz	100 - 1000MHz	1000 - 2000MHz
LO - RF	20dB	25dB	25dB
LO - IF	25dB	20dB	20dB
RF - IF	25dB	20dB	15dB

Input IP3 @Center Band : +14dBm (typ.)
 Input 1dB Comp. Point : +7dBm (typ.)
 Impedance (All Ports) : 50Ω
 Maximum RF Input Power : 100mW
 Maximum Peak IF Current : 50mA
 Operating Temperature : -40°C to +85°C
 Storage Temperature : -40°C to +100°C

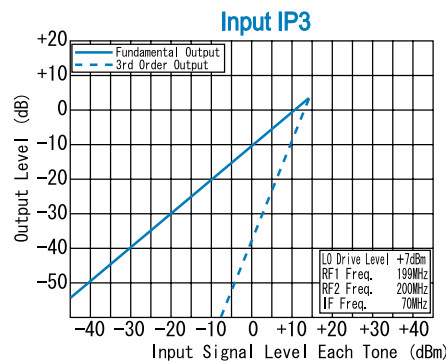
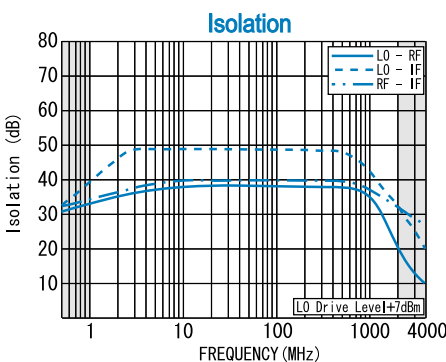
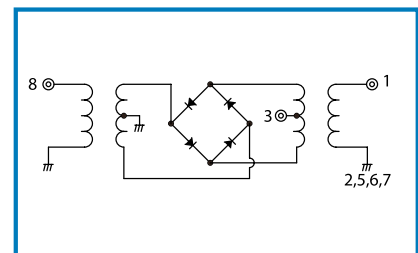
HOW TO ORDER

Model Name
R&K-MDL5508P 8P=8PIN Package

TYPICAL PERFORMANCE (Temp @+25°C)



SCHEMATIC



Function	Pin No.
RF	1
IF	3
LO	8
GND	2, 5, 6, 7
N.C.	4

R&K reserves the right to make changes in the specifications of or discontinue products at any time without notice. R&K products shall not be used for or in connection with equipment that requires an extremely high level of reliability and safety such as aerospace uses or medical life support equipment. Further, R&K cannot export products to any country for use in military or defense applications.

R&K Company Limited

721-1 Maeda, Fuji-City, Shizuoka-Pref. 416-8577 Japan
 Tel : +81-545-31-2600 E-mail : info@rk.co.jp
 Fax : +81-545-31-1600 URL : http://rk-microwave.com