

DOUBLE BALANCED MIXER

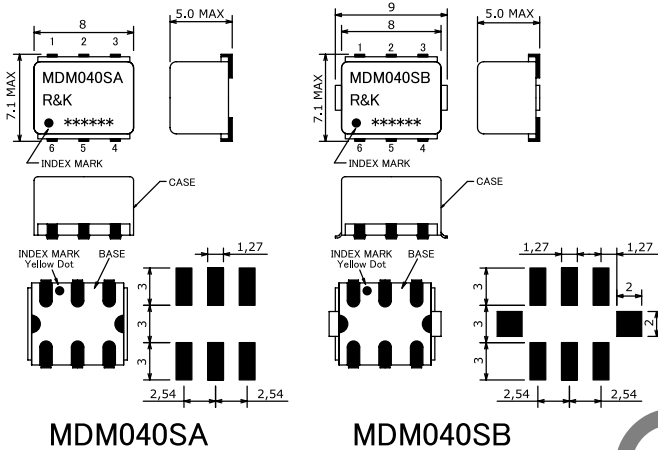


R&K-MDM040



OUTLINE DRAWING

※IN MILLIMETERS



- Frequency : DC-1500MHz
- Mid LO Drive Level : +10dBm
- Small & Low Cost / Surface Mount
- RoHS Compliance

SPECIFICATIONS

Frequency Range [LO&RF] : 5-1500MHz
 [IF] : DC-1000MHz
 Conversion Loss (LO Drive Level +10dBm)

	5 - 50MHz	50 - 1000MHz	1000 - 1500MHz
Typ.	7.5dB	7.0dB	7.5dB
Max.	10.0dB	9.0dB	9.5dB

Isolation (min.)

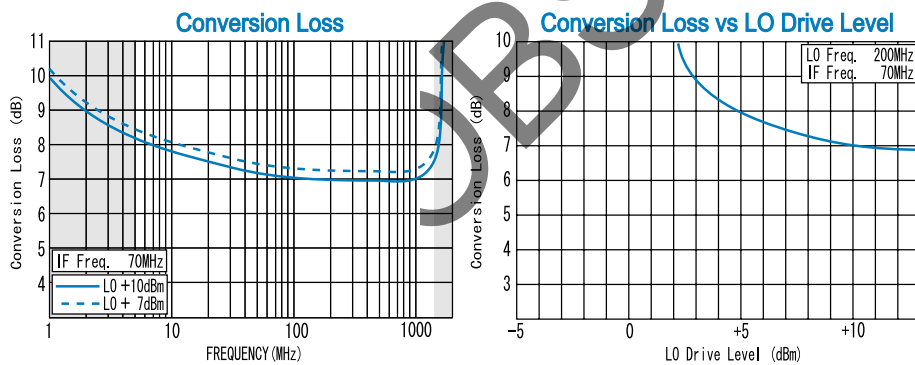
	5 - 50MHz	50 - 1000MHz	1000 - 1500MHz
LO - RF	45dB	25dB	25dB
LO - IF	40dB	20dB	15dB
RF - IF	30dB	15dB	10dB

- Input IP3 @Center Band : +20dBm (typ.)
- Input 1dB Comp. Point : + 8dBm (typ.)
- Impedance (All Ports) : 50 Ω
- Maximum RF Input Power : 50mW
- Maximum Peak IF Current : 50mA
- Operating Temperature : -40°C to + 85°C
- Storage Temperature : -40°C to +100°C
- Max.Reflow Soldering Temp. : 260°C, 10sec.
- Reflow Soldering Repeatability : 3 times
- Weight (Standard) : 0.46g (typ.)

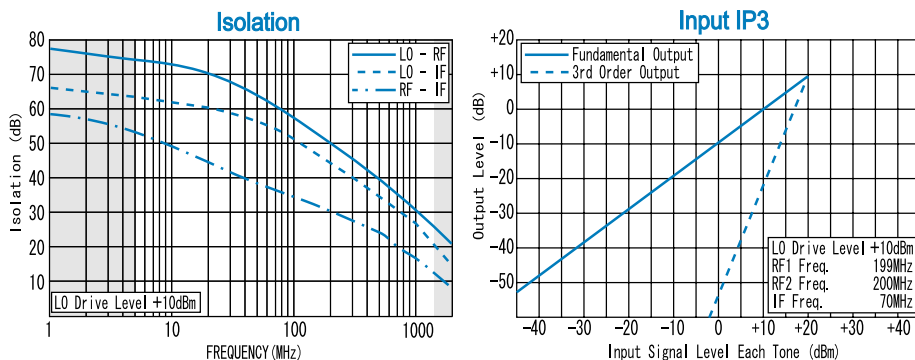
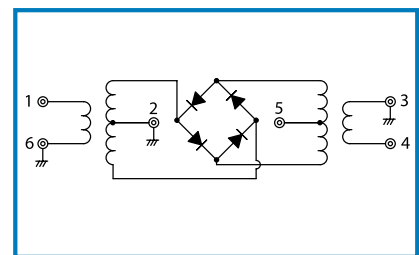
HOW TO ORDER

Model Name
R&K-MDM040SA-BLK BLK=Antistatic bag
 TR1=Tape & Reel Package
 SA=Case Type of SA
 SB=Case Type of SB

TYPICAL PERFORMANCE (Temp @+25°C)



SCHEMATIC



Function	Pin No.
LO	1
RF	4
I F	5
GND	2, 3, 6

R&K reserves the right to make changes in the specifications of or discontinue products at any time without notice. R&K products shall not be used for or in connection with equipment that requires an extremely high level of reliability and safety such as aerospace uses or medical life support equipment. Further, R&K cannot export products to any country for use in military or defense applications.

R&K Company Limited

721-1 Maeda, Fuji-City, Shizuoka-Pref. 416-8577 Japan
 Tel : +81-545-31-2600 E-mail : info@rk.co.jp
 Fax : +81-545-31-1600 URL : http://rk-microwave.com