
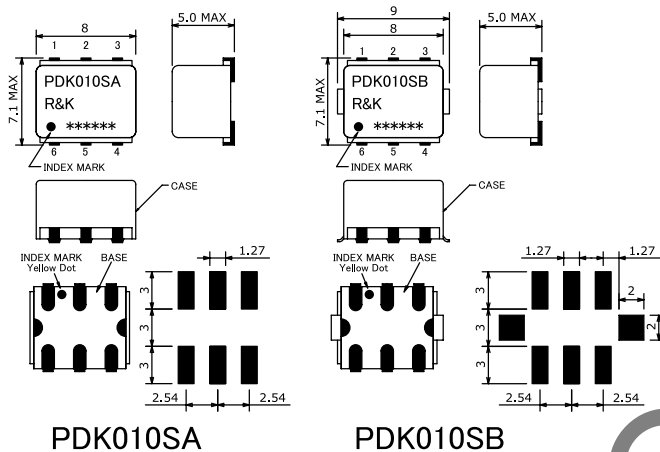


R&K-PDK010



OUTLINE DRAWING

※IN MILLIMETERS



- Frequency : 2MHz-500MHz
- 2Way-0° Low-Loss High-Isolation
- Small & Low Cost / Surface Mount
- RoHS Compliance

SPECIFICATIONS

Frequency Range : 2-500MHz
 Insertion Loss (Except Theoretical Loss 3.0dB)

	2 - 50MHz	50 - 200MHz	200 - 500MHz
Typ.	0.3dB	0.3dB	0.4dB
Max.	0.5dB	0.7dB	1.0dB

Isolation

	2 - 50MHz	50 - 200MHz	200 - 500MHz
Typ.	35dB	25dB	25dB
Min.	20dB	20dB	20dB

- Amplitude Balance : 0.5dB (max.)
- Phase Balance : 3.0deg (max.)
- Phase Difference : 0°
- VSWR (SUM) : 1.3:1 (max.)
- VSWR (Other) : 1.3:1 (max.)
- Impedance (All Ports) : 50Ω
- Maximum RF Input Power : 1W (max.)
- Internal Load Dissipation : 0.1W
- Operating Temperature : -40°C to + 85°C
- Storage Temperature : -40°C to +100°C
- Max.Reflow Soldering Temp. : 260°C,10sec.
- Reflow Soldering Repeatability : 3 times
- Weight (Standard) : 0.48g (typ.)

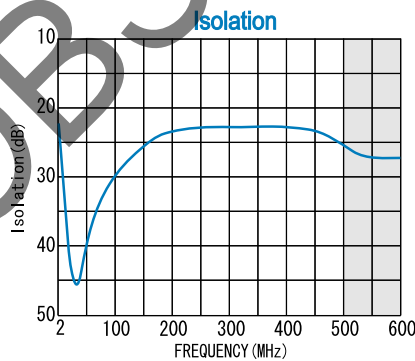
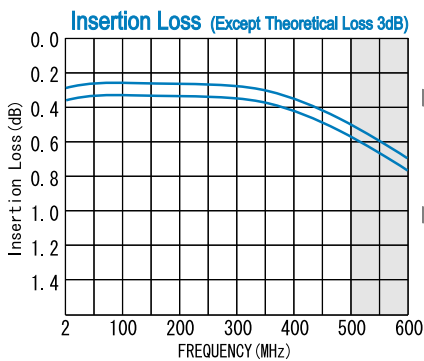
HOW TO ORDER

Model Name
R&K-PDK010SA-BLK

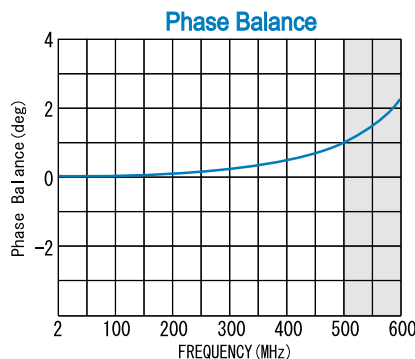
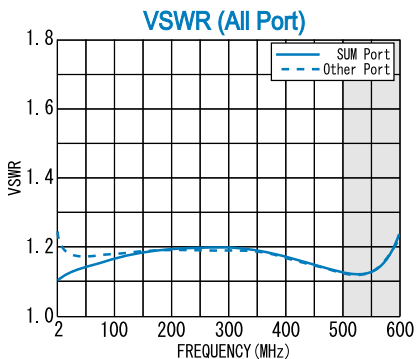
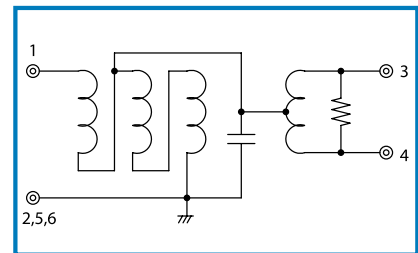
BLK=Antistatic bag
 TR1=Tape & Reel Package

SA=Case Type of SA
 SB=Case Type of SB

TYPICAL PERFORMANCE (Temp @+25°C)



SCHEMATIC



Function	Pin No.
SUM	1
PORT-1	3
PORT-2	4
GND	2, 5, 6

R&K reserves the right to make changes in the specifications of or discontinue products at any time without notice. R&K products shall not be used for or in connection with equipment that requires an extremely high level of reliability and safety such as aerospace uses or medical life support equipment. Further, R&K cannot export products to any country for use in military or defense applications.

R&K Company Limited

721-1 Maeda, Fuji-City, Shizuoka-Pref. 416-8577 Japan
 Tel : +81-545-31-2600 E-mail : info@rk.co.jp
 Fax : +81-545-31-1600 URL : http://rk-microwave.com