
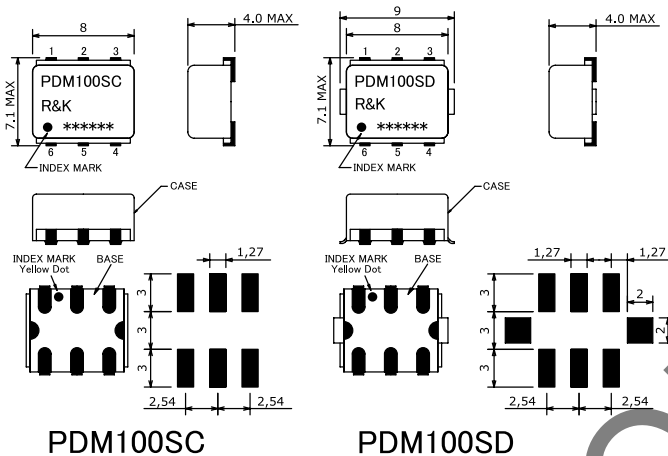


R&K-PDM100



OUTLINE DRAWING

※IN MILLIMETERS



- Frequency : 900MHz-1100MHz
- 2Way-0° Low-Loss High-Isolation
- Small & Low Cost / Surface Mount
- RoHS Compliance

SPECIFICATIONS

Frequency Range : 900-1100MHz
 Insertion Loss (Except Theoretical Loss 3.0dB)

		900 - 1100MHz	
Typ.		0.7dB	
Max.		1.0dB	

Isolation

		900 - 1100MHz	
Typ.		25dB	
Min.		20dB	

- Amplitude Balance : 0.5dB (max.)
- Phase Balance : 3.0deg (max.)
- Phase Difference : 0°
- VSWR (All Ports) : 1.4:1(max.)
- Impedance (All Ports) : 50Ω
- Maximum RF Input Power : 1W (max.)
- Internal Load Dissipation : 0.1W
- Operating Temperature : -40°C to + 85°C
- Storage Temperature : -40°C to +100°C
- Max.Reflow Soldering Temp. : 260°C,10sec.
- Reflow Soldering Repeatability : 3 times
- Weight (Standard) : 0.48g (typ.)

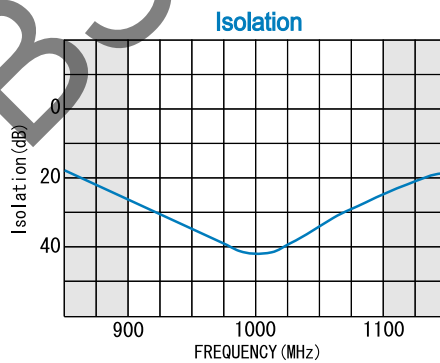
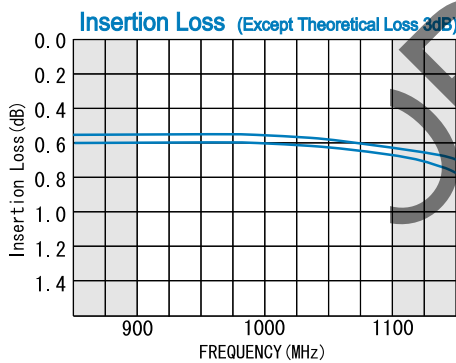
HOW TO ORDER

Model Name
R&K-PDM100SC-BLK

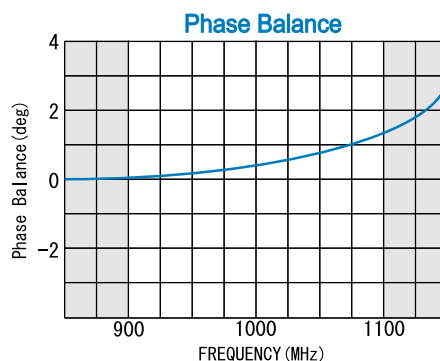
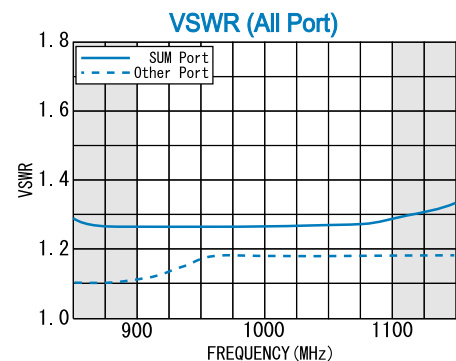
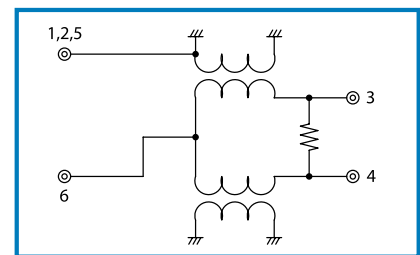
BLK=Antistatic bag
 TR1=Tape & Reel Package

SC=Case Type of SC
 SD=Case Type of SD

TYPICAL PERFORMANCE (Temp @+25°C)



SCHEMATIC



Function	Pin No.
SUM	6
PORT-1	4
PORT-2	3
GND	1, 2, 5

R&K reserves the right to make changes in the specifications of or discontinue products at any time without notice. R&K products shall not be used for or in connection with equipment that requires an extremely high level of reliability and safety such as aerospace uses or medical life support equipment. Further, R&K cannot export products to any country for use in military or defense applications.

R&K Company Limited

721-1 Maeda, Fuji-City, Shizuoka-Pref. 416-8577 Japan
 Tel : +81-545-31-2600 E-mail : info@rk.co.jp
 Fax : +81-545-31-1600 URL : http://rk-microwave.com