
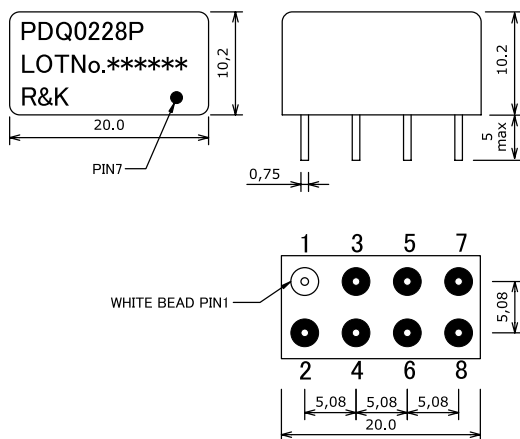


R&K-PDQ022



OUTLINE DRAWING

※IN MILLIMETERS



- Frequency : 15MHz-28MHz
- 2Way-90° Low-Loss High-Isolation
- Low Cost / 8PIN Package
- RoHS Compliance

SPECIFICATIONS

Frequency Range	: 15-28MHz		
Insertion Loss	(Except Theoretical Loss 3.0dB)		
	15 - 18MHz	18 - 25MHz	25 - 28MHz
Typ.	0.4dB	0.4dB	0.4dB
Max.	0.7dB	0.7dB	0.7dB

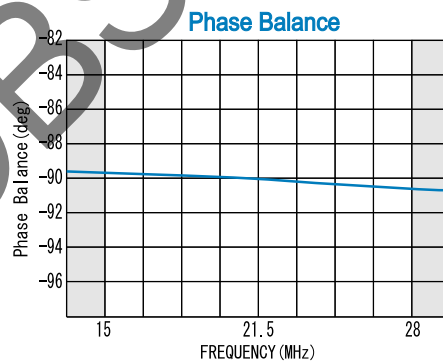
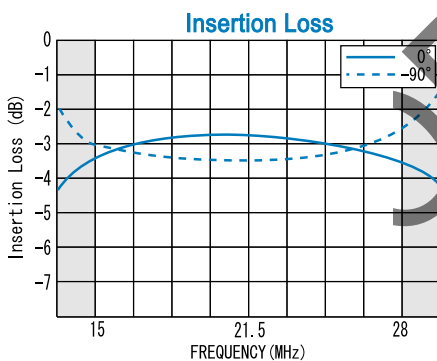
Isolation	15 - 18MHz	18 - 25MHz	25 - 28MHz
Typ.	22dB	22dB	22dB
Min.	18dB	18dB	18dB

Amplitude Balance	: 1.2dB (max.)
Phase Balance	: 4.0deg (max.)
Phase Difference	: 90°
VSWR (All Ports)	: 1.3:1 (max.)
Impedance (All Ports)	: 50 Ω
Maximum RF Input Power	: 2W (max.)
Operating Temperature	: -40°C to + 85°C
Storage Temperature	: -40°C to +100°C

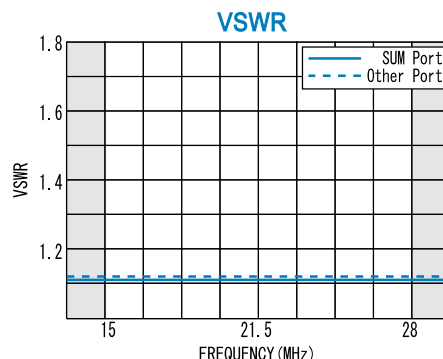
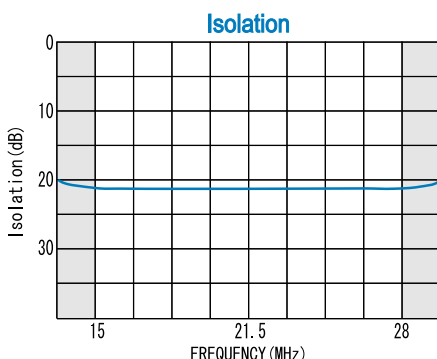
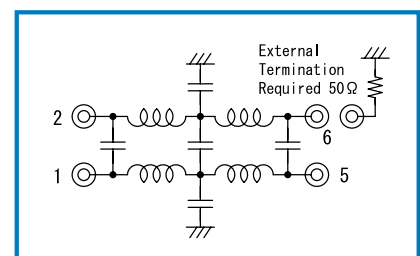
HOW TO ORDER

Model Name
R&K-PDQ0228P 8P=8PIN Package

TYPICAL PERFORMANCE (Temp @+25°C)



SCHEMATIC



Function	Pin No.
SUM	1
0°	2
-90°	5
ISO	6
GND	3, 4, 7, 8

R&K reserves the right to make changes in the specifications of or discontinue products at any time without notice. R&K products shall not be used for or in connection with equipment that requires an extremely high level of reliability and safety such as aerospace uses or medical life support equipment. Further, R&K cannot export products to any country for use in military or defense applications.

R&K Company Limited

721-1 Maeda, Fuji-City, Shizuoka-Pref. 416-8577 Japan
Tel : +81-545-31-2600 E-mail : info@rk.co.jp
Fax : +81-545-31-1600 URL : http://rk-microwave.com