
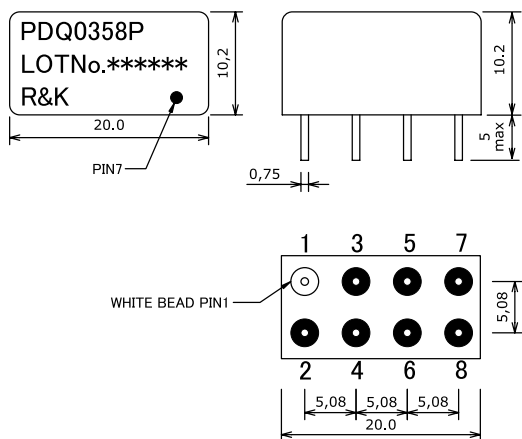


R&K-PDQ035



OUTLINE DRAWING

※IN MILLIMETERS



- Frequency : 25MHz-45MHz
- 2Way-90° Low-Loss High-Isolation
- Low Cost / 8PIN Package
- RoHS Compliance

SPECIFICATIONS

Frequency Range	: 25-45MHz		
Insertion Loss	(Except Theoretical Loss 3.0dB)		
	25 - 30MHz	30 - 40MHz	40 - 45MHz
Typ.	0.4dB	0.4dB	0.4dB
Max.	0.7dB	0.7dB	0.7dB

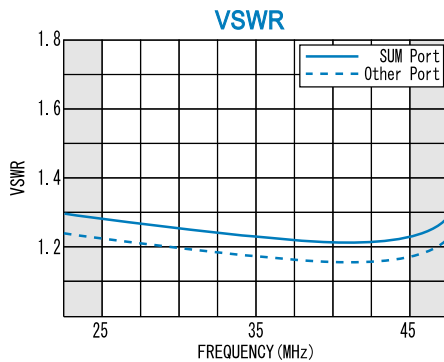
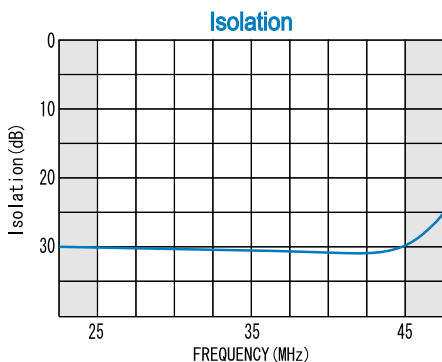
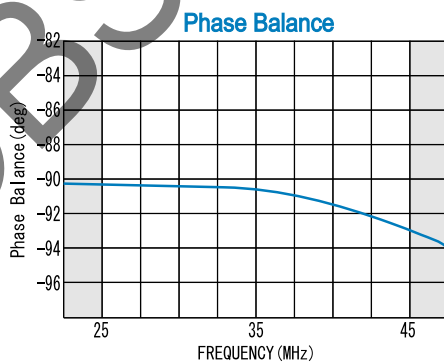
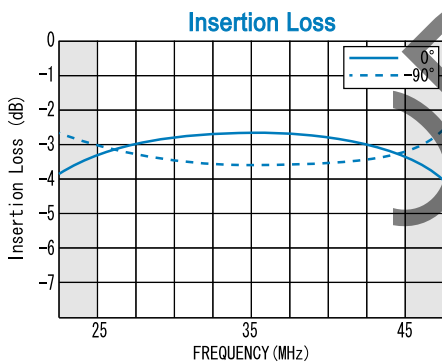
Isolation	25 - 30MHz	30 - 40MHz	40 - 45MHz
Typ.	25dB	25dB	25dB
Min.	20dB	20dB	20dB

- Amplitude Balance : 1.2dB (max.)
- Phase Balance : 4.0deg (max.)
- Phase Difference : 90°
- VSWR (All Ports) : 1.4:1 (max.)
- Impedance (All Ports) : 50 Ω
- Maximum RF Input Power : 2W (max.)
- Operating Temperature : -40°C to + 85°C
- Storage Temperature : -40°C to +100°C

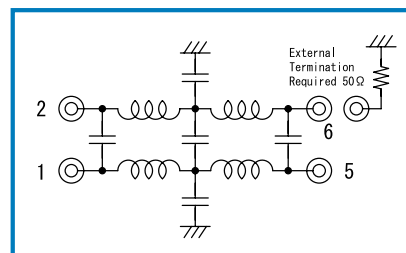
HOW TO ORDER

Model Name
R&K-PDQ0358P 8P=8PIN Package

TYPICAL PERFORMANCE (Temp @+25°C)



SCHEMATIC



Function	Pin No.
SUM	1
0°	2
-90°	5
ISO	6
GND	3, 4, 7, 8

R&K reserves the right to make changes in the specifications of or discontinue products at any time without notice. R&K products shall not be used for or in connection with equipment that requires an extremely high level of reliability and safety such as aerospace uses or medical life support equipment. Further, R&K cannot export products to any country for use in military or defense applications.

R&K Company Limited

721-1 Maeda, Fuji-City, Shizuoka-Pref. 416-8577 Japan
Tel : +81-545-31-2600 E-mail : info@rk.co.jp
Fax : +81-545-31-1600 URL : http://rk-microwave.com