
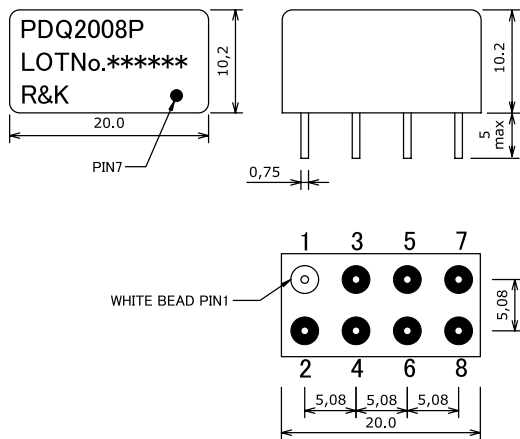


## R&K-PDQ200



### OUTLINE DRAWING

※IN MILLIMETERS



- Frequency : 160MHz-240MHz
- 2Way-90° Low-Loss High-Isolation
- Low Cost / 8PIN Package
- RoHS Compliance

### SPECIFICATIONS

Frequency Range	: 160-240MHz		
Insertion Loss	(Except Theoretical Loss 3.0dB)		
	160 - 185MHz	185 - 215MHz	215 - 240MHz
Typ.	0.4dB	0.4dB	0.4dB
Max.	0.8dB	0.8dB	0.8dB

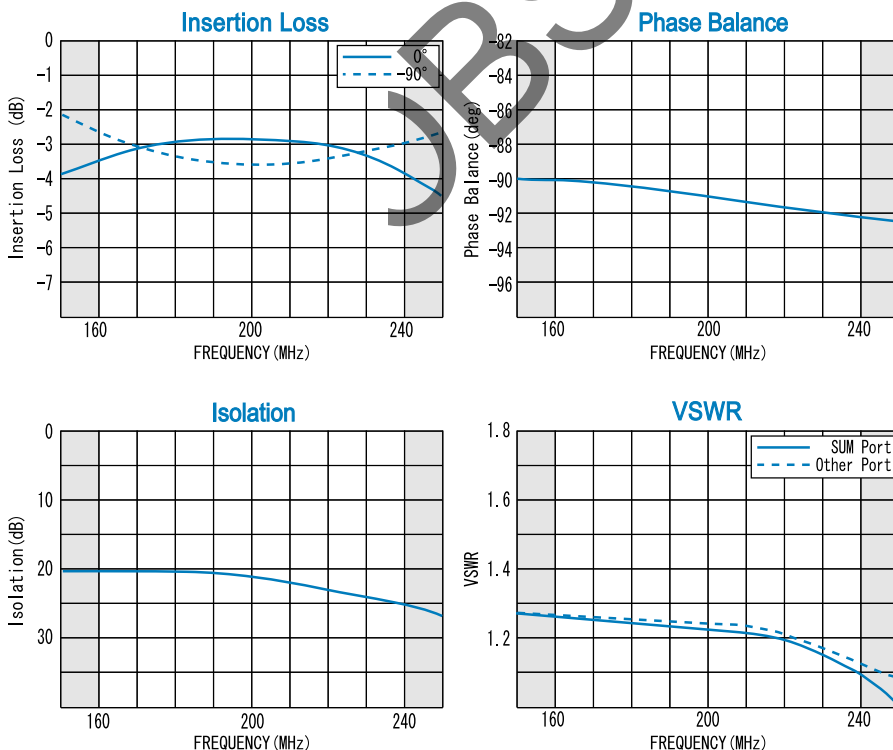
Isolation	160 - 185MHz	175 - 215MHz	215 - 240MHz
Typ.	20dB	20dB	20dB
Min.	15dB	15dB	15dB

- Amplitude Balance : 1.5dB (max.)
- Phase Balance : 4.0deg (max.)
- Phase Difference : 90°
- VSWR (All Ports) : 1.4:1 (max.)
- Impedance (All Ports) : 50 Ω
- Maximum RF Input Power : 1W (max.)
- Operating Temperature : -40°C to + 85°C
- Storage Temperature : -40°C to +100°C

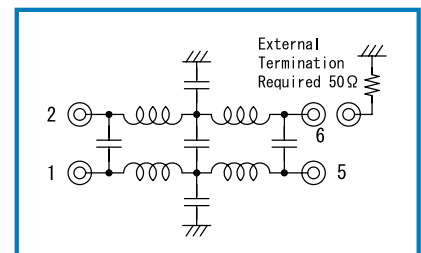
### HOW TO ORDER

Model Name  
R&K-PDQ2008P 8P=8PIN Package

### TYPICAL PERFORMANCE (Temp @ +25°C)



### SCHEMATIC



Function	Pin No.
SUM	1
0°	2
-90°	5
ISO	6
GND	3, 4, 7, 8

R&K reserves the right to make changes in the specifications of or discontinue products at any time without notice. R&K products shall not be used for or in connection with equipment that requires an extremely high level of reliability and safety such as aerospace uses or medical life support equipment. Further, R&K cannot export products to any country for use in military or defense applications.

## R&K Company Limited

721-1 Maeda, Fuji-City, Shizuoka-Pref. 416-8577 Japan  
Tel : +81-545-31-2600 E-mail : info@rk.co.jp  
Fax : +81-545-31-1600 URL : http://rk-microwave.com