
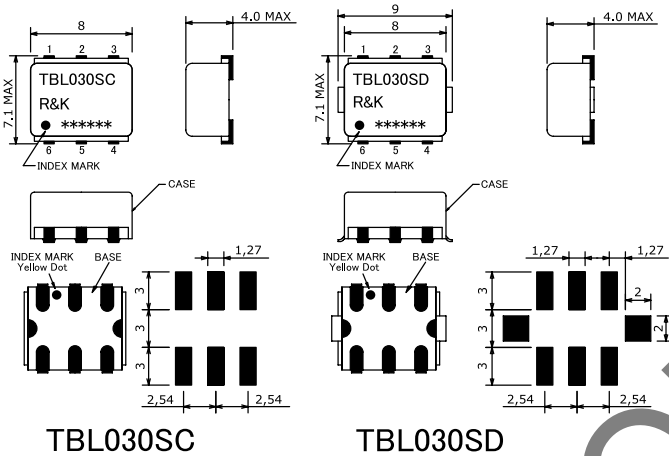


R&K-TBL030



OUTLINE DRAWING

※IN MILLIMETERS



- Frequency : 5-1000MHz
- Low-Loss Balun-Transformer
- Small & Low Cost / Surface Mount
- RoHS Compliance

SPECIFICATIONS

Frequency Range : 5-1000MHz
 Insertion Loss

	5 - 50MHz	50 - 500MHz	500 - 1000MHz
Typ.	1.0dB	2.0dB	3.0dB
Max.	3.0dB	3.0dB	4.0dB

Amplitude Balance

	5 - 50MHz	50 - 500MHz	500 - 1000MHz
Typ.	0.3dB	0.1dB	0.3dB
Max.	0.5dB	0.2dB	0.5dB

Phase Balance

	5 - 50MHz	50 - 500MHz	500 - 1000MHz
Typ.	1.0°	0.0°	4.0°
Max.	3.0°	3.0°	8.0°

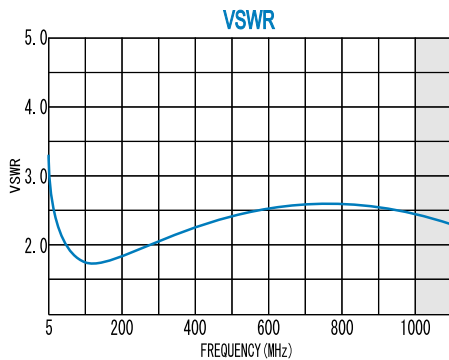
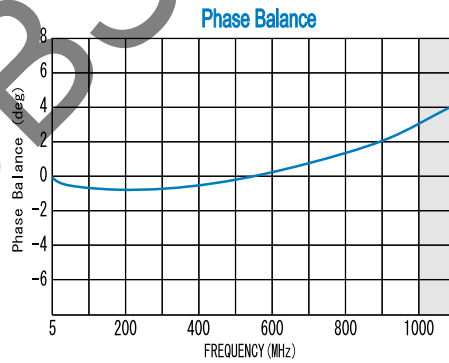
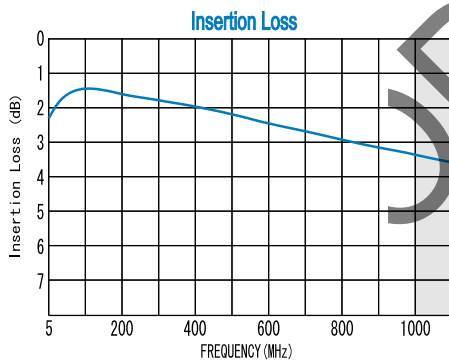
- Impedance Ratio (Secondary / Primary): 1.3
- Input Port VSWR : 2.5:1 (typ.)
- Impedance (Input Port) : 50 Ω (nom.)
- Maximum RF Input Power : 0.25W (max.)
- Operating Temperature : -40°C to + 85°C
- Storage Temperature : -40°C to +100°C
- Max.Reflow Soldering Temp. : 260°C, 10sec.
- Reflow Soldering Repeatability : 3 times
- Weight (Standard) : 0.46g (typ.)

HOW TO ORDER

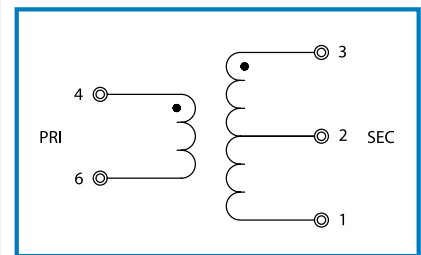
Model Name
R&K-TBL030SC-BLK

- BLK=Antistatic bag
- TR1=Tape & Reel Package
- SC=Case Type of SC
- SD=Case Type of SD

TYPICAL PERFORMANCE (Temp @+25°C)



SCHEMATIC



Function	Pin No.
PRIMARY DOT	4
PRIMARY	6
SECONDARY DOT	3
SECONDARY	1
SECONDARY CT	2
N.C.	5

R&K reserves the right to make changes in the specifications of or discontinue products at any time without notice. R&K products shall not be used for or in connection with equipment that requires an extremely high level of reliability and safety such as aerospace uses or medical life support equipment. Further, R&K cannot export products to any country for use in military or defense applications.

R&K Company Limited

721-1 Maeda, Fuji-City, Shizuoka-Pref. 416-8577 Japan
 Tel : +81-545-31-2600 E-mail : info@rkco.jp
 Fax : +81-545-31-1600 URL : http://rk-microwave.com