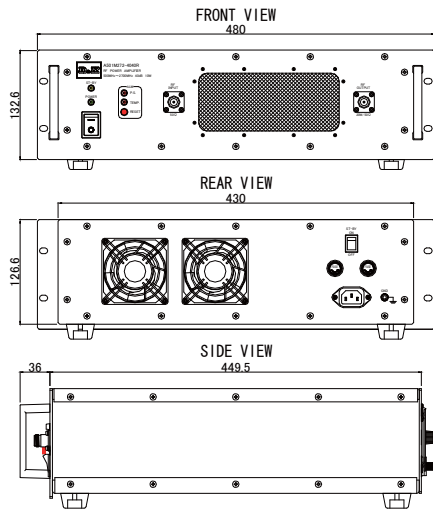


R&K-A501M272-4040R

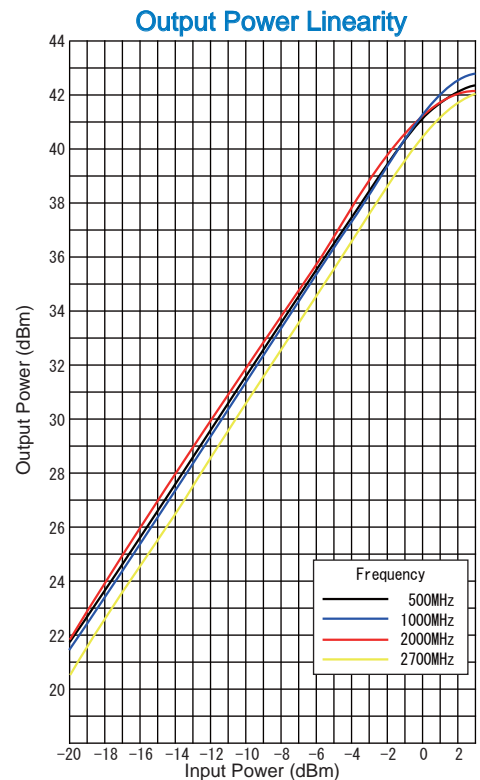
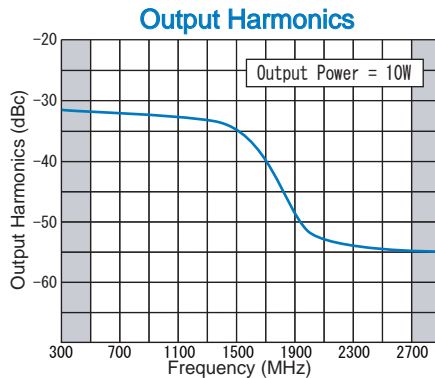
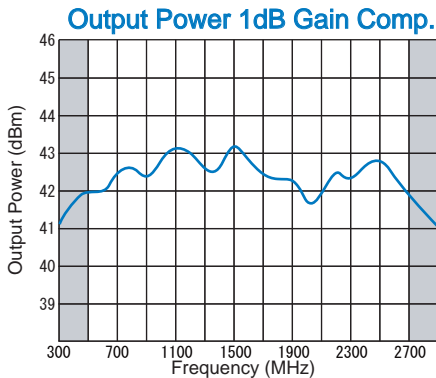
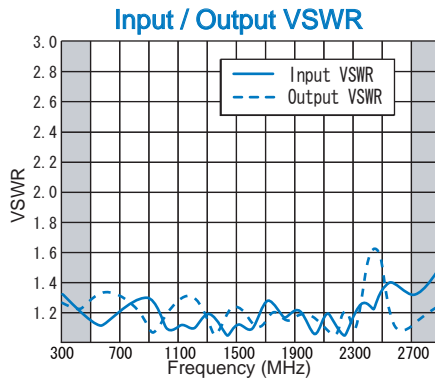
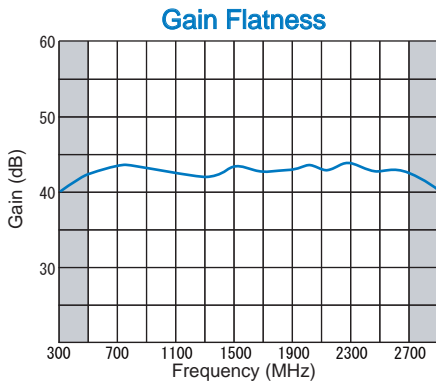


OUTLINE DRAWING

※ IN MILLIMETERS



TYPICAL PERFORMANCE (Temp @+25°C)



- Class A Linear Solid-State Amplifier
- Frequency Range : 500MHz ~ 2700MHz
- Output Power : 10W (min.) @1dB Comp.

SPECIFICATIONS @ +25°C

| | |
|------------------------|--|
| Frequency Range | : 500MHz ~ 2700MHz |
| Small Signal Gain | : +40.0dB (min.) |
| Gain Flatness | : ±1.5dB (max.) |
| Output Power | : 10W (min.) @1dB Comp. |
| Output I.C.P | : +50.0dBm (typ.) |
| Harmonics | : -18.0dBc (max.) @Po=10W |
| Spurious | : -60.0dBc (max.) @Po=10W |
| Operation Mode | : Class A |
| Impedance | : 50 Ω |
| Input VSWR | : 2.0 (max.) |
| Output VSWR | : 2.0 (max.) |
| AC Supply Input | : AC100V ± 15% / 1 φ, 50/60Hz, 300VA |
| Maximum RF Input Power | : +3.0dBm |
| Operating Temperature | : 0°C to +40°C |
| Storage Temperature | : -15°C to +65°C |
| Connectors | : RF - IN N - FEMALE RF - OUT N - FEMALE |
| Size | : (W)480mm x (D)449.5mm x (H)132.6mm |
| Weight | : 20.0kg (max.) |
| Cooling | : Forced Air Cooling |
| Protection Circuits | : Over Temperature Protection Power Supply Voltage Protection |

HOW TO ORDER

Model Name
R&K-A501M272-4040R OP XX | Option:
See Option Line up

R&K reserves the right to make changes in the specifications of or discontinue products at any time without notice. R&K products shall not be used for or in connection with equipment that requires an extremely high level of reliability and safety such as aerospace uses or medical life support equipment. Further, R&K cannot export products to any country for use in military or defense applications.

R&K Company Limited

721-1 Maeda, Fuji-City, Shizuoka-Pref. 416-8577 Japan
Tel: +81-545-31-2600 E-mail: info@rkco.jp
Fax: +81-545-31-1600 URL: http://rk-microwave.com