


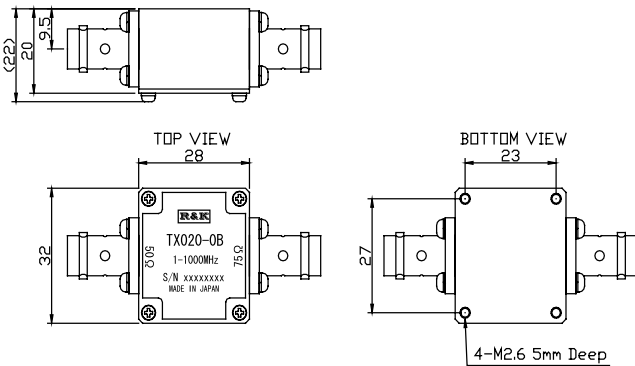
R&K-TX020-0B



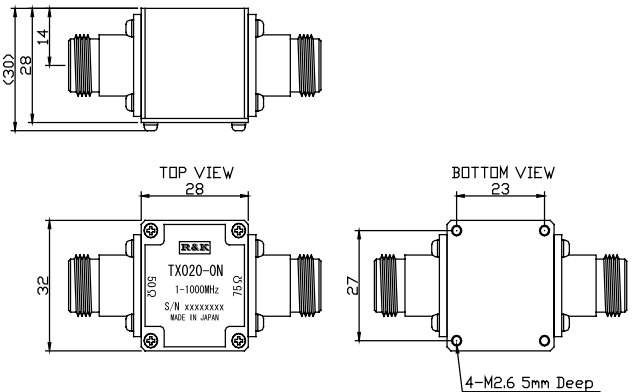
OUTLINE DRAWING

※IN MILLIMETERS

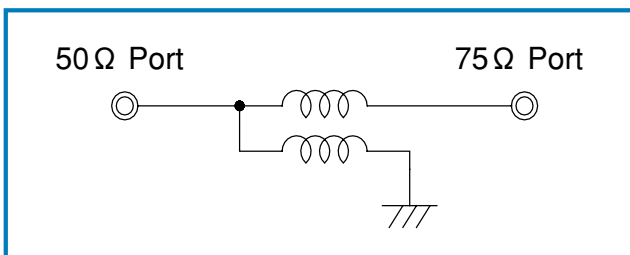
R&K-TX020-0B (Standard)



R&K-TX020-0N (Option)



SCHEMATIC



- Broadband Frequency : 1 ~ 1000MHz
- Low Insertion Loss
- 50Ω ↔ 75Ω Impedance Matching Trans.
- Low Cost
- RoHS Compliance

SPECIFICATIONS

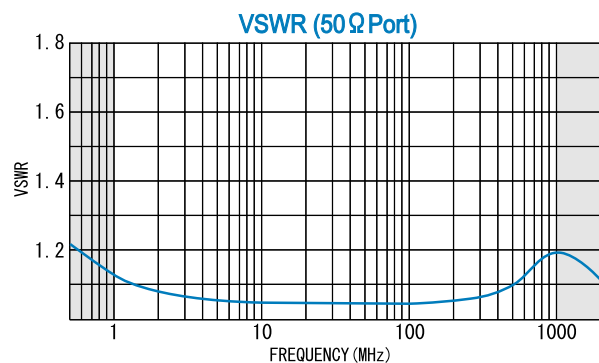
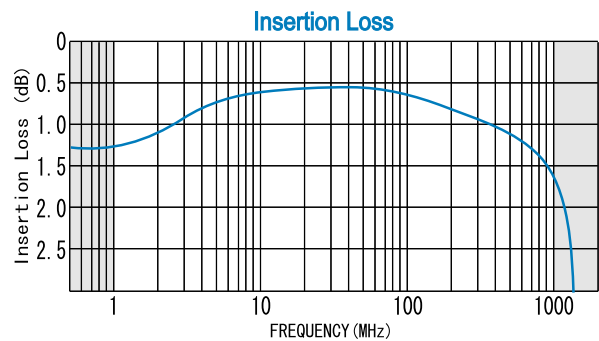
Frequency Range	: 1 - 1000MHz
Insertion Loss	: 2.5dB (max.)
Impedance (50Ω Port)	: 50Ω
Impedance (75Ω Port)	: 75Ω
VSWR (50Ω Port)	: 1.15:1 (typ.)
Maximum RF Input Power	: +30dBm
Operating Temperature	: -40°C to + 85°C
Storage Temperature	: -40°C to +100°C
Connectors (Standard)	: BNC-FEMALE
Connectors (Option)	: N-FEMALE
Weight (BNC Connector)	: 60g (typ.)
Weight (N Connector)	: 110g (typ.)

HOW TO ORDER

Model Name
R&K-TX020-0B

B = BNC - FEMALE
N = N - FEMALE

TYPICAL PERFORMANCE (Temp @+25°C)



R&K reserves the right to make changes in the specifications of or discontinue products at any time without notice. R&K products shall not be used for or in connection with equipment that requires an extremely high level of reliability and safety such as aerospace uses or medical life support equipment. Further, R&K cannot export products to any country for use in military or defense applications.

R&K Company Limited

721-1 Maeda, Fuji-City, Shizuoka-Pref. 416-8577 Japan
Tel : +81-545-31-2600 E-mail : info@rkco.jp
Fax : +81-545-31-1600 URL : <http://rk-microwave.com>