


RF POWER AMPLIFIER

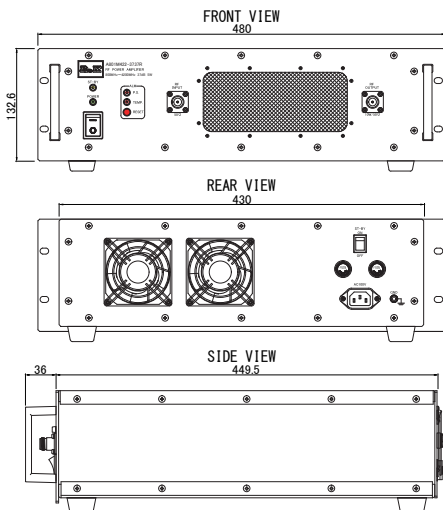


R&K-A801M422-3737R



OUTLINE DRAWING

※IN MILLIMETERS



- Class A Linear Solid-State Amplifier
- Broadband Frequency: 800MHz~4200MHz
- Output Power : 5W (min.) @1dB Comp.

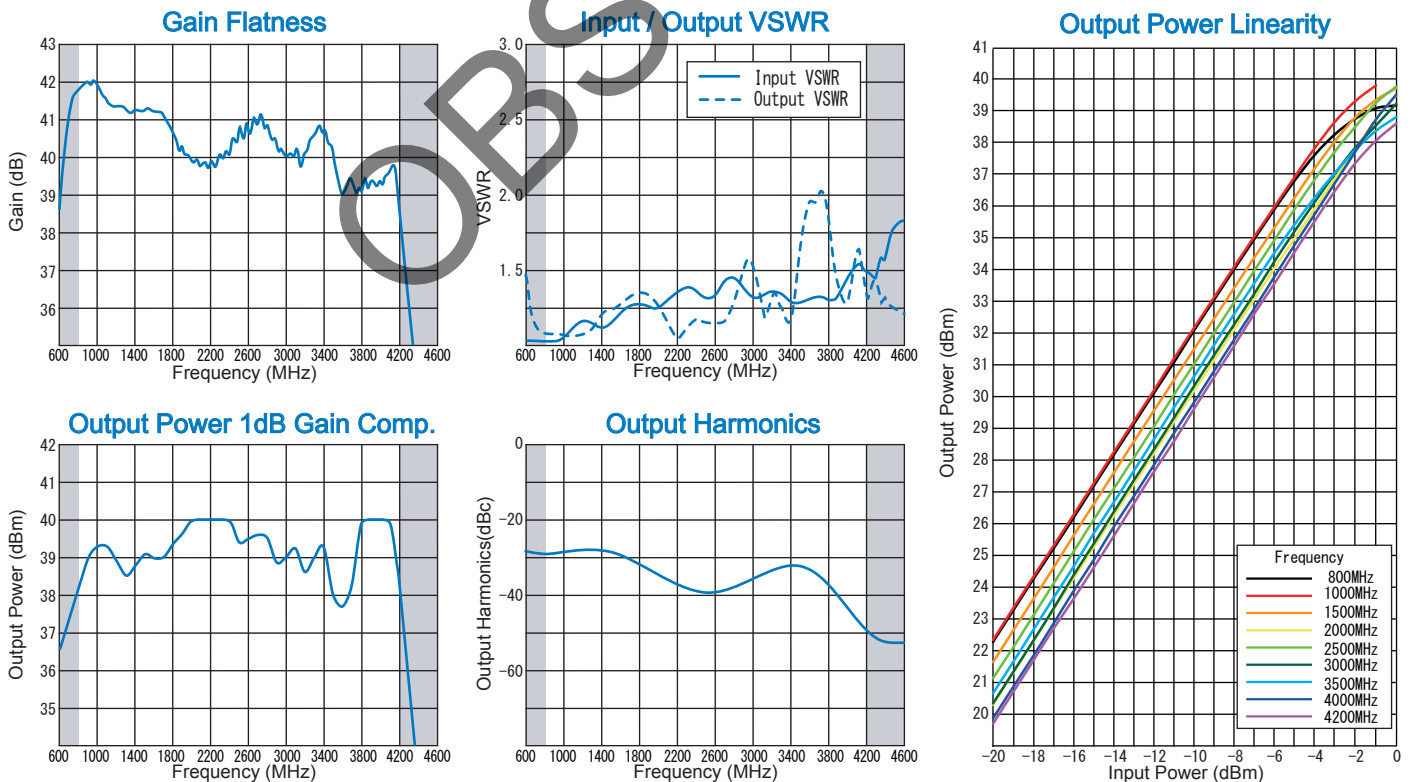
SPECIFICATIONS @ +25°C

Frequency Range	: 800MHz ~ 4200MHz
Small Signal Gain	: +37.0dB (min.)
Gain Flatness	: ±2.0dB (max.)
Output Power	: 5W (min.) @1dB Comp.
Harmonics	: -20.0dBc (max.) @Po=5W
Spurious	: -70.0dBc (max.) @Po=5W
Operation Mode	: Class A
Impedance	: 50Ω
Input VSWR	: 2.0 (max.)
Output VSWR	: 3.0 (max.)
AC Supply Input	: AC100V±10%/1φ, 50/60Hz, 150VA
Maximum RF Input Power	: +3.0dBm
Operating Temperature	: 0°C to +40°C
Storage Temperature	: -15°C to +65°C
Connectors	: RF - IN N - FEMALE RF - OUT N - FEMALE
Size	: (W)480mm×(D)449.5mm×(H)132.6mm
Weight	: 12.0kg (max.)
Cooling	: Forced Air Cooling
Protection Circuits	: Over Temperature Protection Power Supply Voltage Protection

HOW TO ORDER

Model Name R&K-A801M422-3737R OP XX Option: See Option Line up

TYPICAL PERFORMANCE (Temp @+25°C)



R&K reserves the right to make changes in the specifications of or discontinue products at any time without notice. R&K products shall not be used for or in connection with equipment that requires an extremely high level of reliability and safety such as aerospace uses or medical life support equipment. Further, R&K cannot export products to any country for use in military or defense applications.

R&K Company Limited

721-1 Maeda, Fuji-City, Shizuoka-Pref. 416-8577 Japan
 Tel : +81-545-31-2600 E-mail : info@rkco.jp
 Fax : +81-545-31-1600 URL : http://rk-microwave.com