

POWER AMPLIFIER

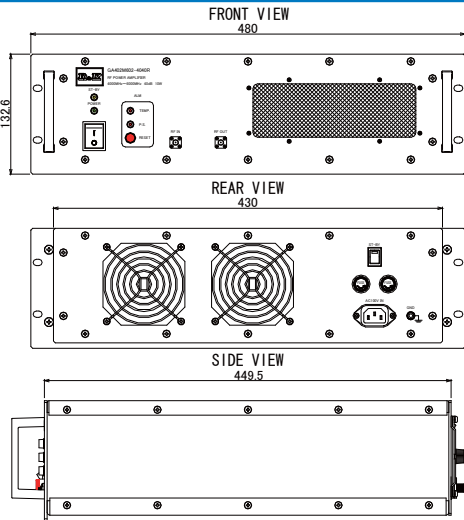


R&K-GA402M602-4040R



OUTLINE DRAWING

※IN MILLIMETERS



- All Solid-State Amplifier
- Broadband Frequency: 4000MHz ~ 6000MHz
- Output Power : 10W (min.) @1dB Comp.
- With Output Circulator

SPECIFICATIONS @ +25°C

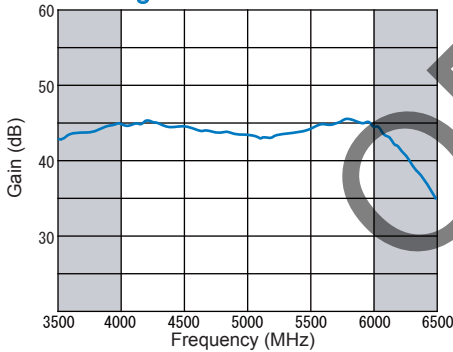
Frequency Range	: 4000MHz ~ 6000MHz
Small Signal Gain	: +40.0dB (min.)
Gain Flatness	: ±2.0dB (max.)
Output Power	: 10W (min.) @1dB Comp.
Operation Mode	: Class AB
Output I.C.P.	: +50.0dBm (typ.)
Harmonics	: -20.0dBc (max.) @Po=10W
Spurious	: -70.0dBc (max.) @Po=10W
Impedance	: 50Ω
Input VSWR	: 2.0 (max.)
Output VSWR	: 2.0 (max.)
Maximum RF Input Power	: +5.0dBm
AC Supply Input	: AC100V ± 10% / 1φ, 50/60Hz, 300VA
Operating Temperature	: 0°C to +40°C
Storage Temperature	: -15°C to +65°C
Connectors	: RF - IN SMA - FEMALE RF - OUT SMA - FEMALE
Size	: (W)480mm×(D)449.5mm×(H)132.6mm
Weight	: 15.0kg (max.)
Cooling	: Forced Air Cooling
Protection Circuits	: Over Temperature Protection Power Supply Voltage Protection
Other	: With Output Circulator

HOW TO ORDER

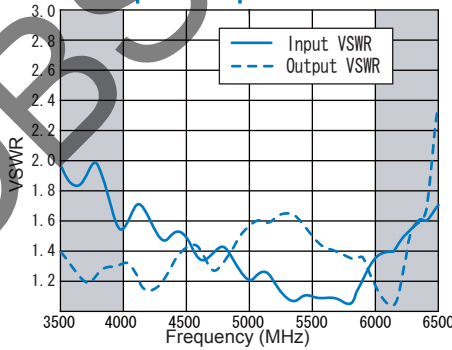
Model Name R&K-GA402M602-4040R No Option

TYPICAL PERFORMANCE (Temp @+25°C)

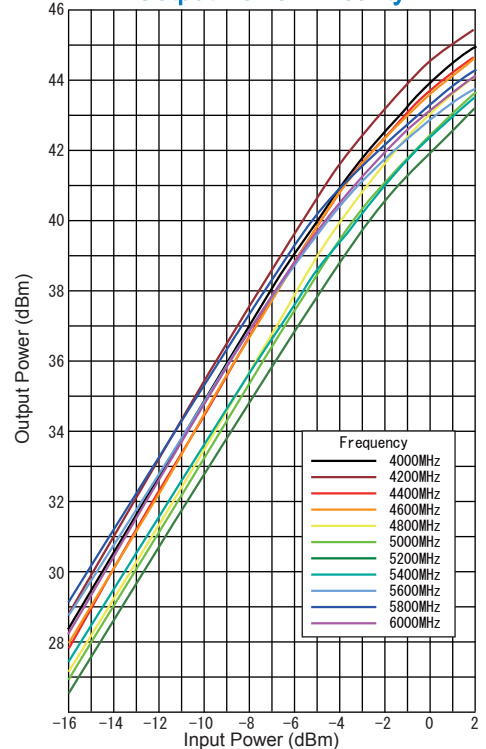
Small Signal Gain & Gain Flatness



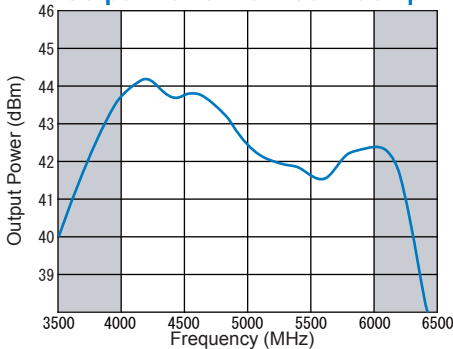
Input / Output VSWR



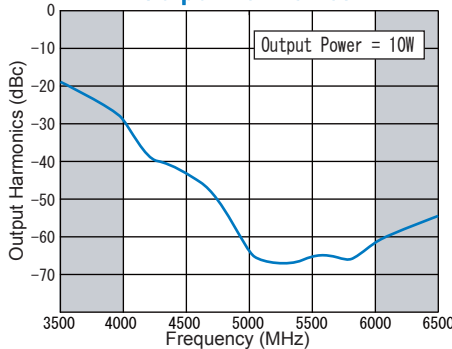
Output Power Linearity



Output Power 1dB Gain Comp.



Output Harmonics



R&K reserves the right to make changes in the specifications of or discontinue products at any time without notice. R&K products shall not be used for or in connection with equipment that requires an extremely high level of reliability and safety such as aerospace uses or medical life support equipment. Further, R&K cannot export products to any country for use in military or defense applications.

R&K Company Limited

721-1 Maeda, Fuji-City, Shizuoka-Pref. 416-8577 Japan
Tel: +81-545-31-2600 E-mail: info@rkco.jp
Fax: +81-545-31-1600 URL: http://rk-microwave.com