
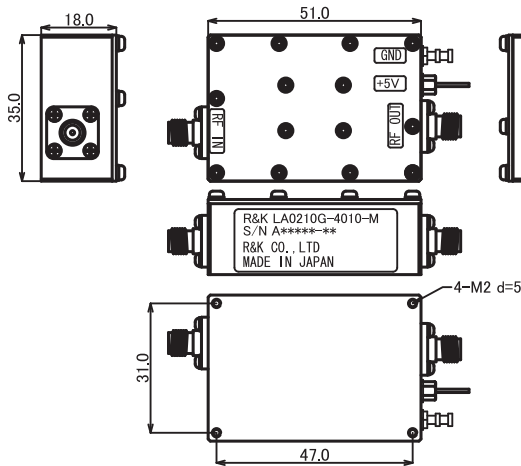


R&K-LA0210G-4010-M



OUTLINE DRAWING

※ IN MILLIMETERS



- Noise Figure : 3dB (typ.)
- Frequency : 2GHz ~ 10GHz
- Low Cost

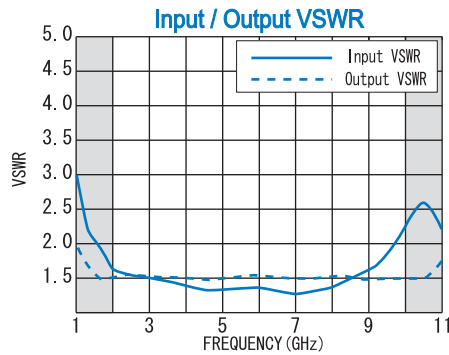
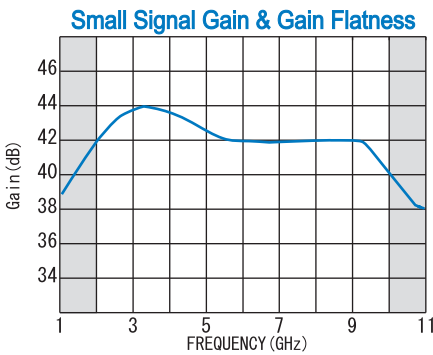
SPECIFICATIONS

Noise Figure @ +25°C	: 3dB (typ.)
- 20°C to 60°C	: 4dB (max.)
Frequency Range	: 2GHz-10GHz
Small Signal Gain @ +25°C	: +42dB (typ.)
- 20°C to 60°C	: +38dB (min.)
Gain Flatness	: ±2.5dB (max.)
Output Power @1dB Comp.	: +10dBm (min.)
Output I.C.P	: +22dBm (typ.)
Impedance	: 50 Ω
Input VSWR	: 1.5 : 1 (typ.)
Output VSWR	: 1.5 : 1 (typ.)
DC Supply Input	: +5V ±0.1V 300mA(max.)
Maximum Input	: -26dBm
Operating Temperature	: -10°C to +45°C
Storage Temperature	: -15°C to +60°C
Connectors	: SMA-Female
Weight (Standard)	: 80g (typ.)

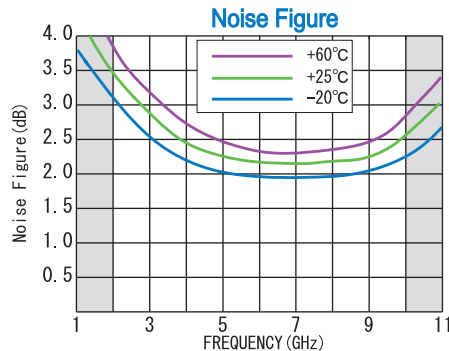
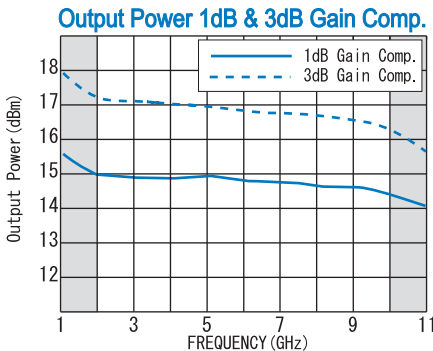
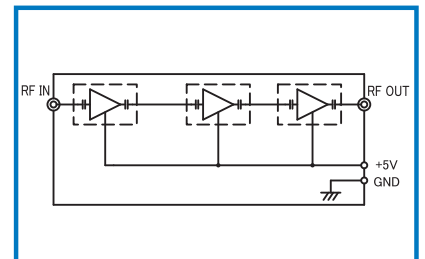
HOW TO ORDER

Model Name
R&K-LA0210G-4010-M No Option

TYPICAL PERFORMANCE (Temp @ +25°C)



SCHEMATIC



NOTE: Specifications subject to change without notice.

R&K reserves the right to make changes in the specifications of or discontinue products at any time without notice. R&K products shall not be used for or in connection with equipment that requires an extremely high level of reliability and safety such as aerospace uses or medical life support equipment. Further, R&K cannot export products to any country for use in military or defense applications.

R&K Company Limited

721-1 Maeda, Fuji-City, Shizuoka-Pref. 416-8577 Japan
Tel : +81-545-31-2600 E-mail : info@rkco.jp
Fax : +81-545-31-1600 URL : http://rk-microwave.com